



SINCE

The
ROBINSON
REPORT

LITE

2010

9/8/19



IMPORTANT DISCLAIMER (PLEASE READ):

Follow the Money's weekly market trend alerts, Smartscore rankings, and commentaries are provided solely for informational and educational purposes. All price data should be re-verified by the end users as market data feed discrepancies are always possible.

You should always contact an investment professional before making any financial or investment decisions. Followthemoney.com and its various subsidiaries shall not be held liable for any investment decisions employed by our members. It's your money. Be wise.

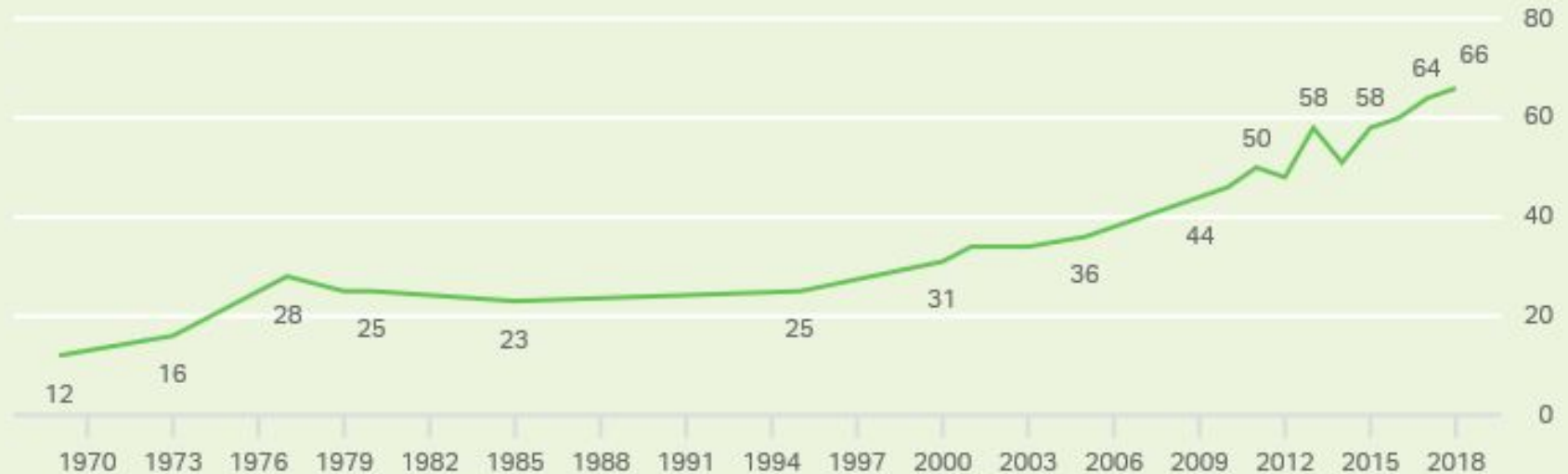
AS ALWAYS, INVEST AND TRADE AT YOUR OWN RISK!

GALLUP: 2 in 3 Americans Now Support Legalizing Marijuana

Support for Legalizing Marijuana Continues to Edge Up

Do you think the use of marijuana should be made legal, or not?

■ % Yes, legal



GALLUP

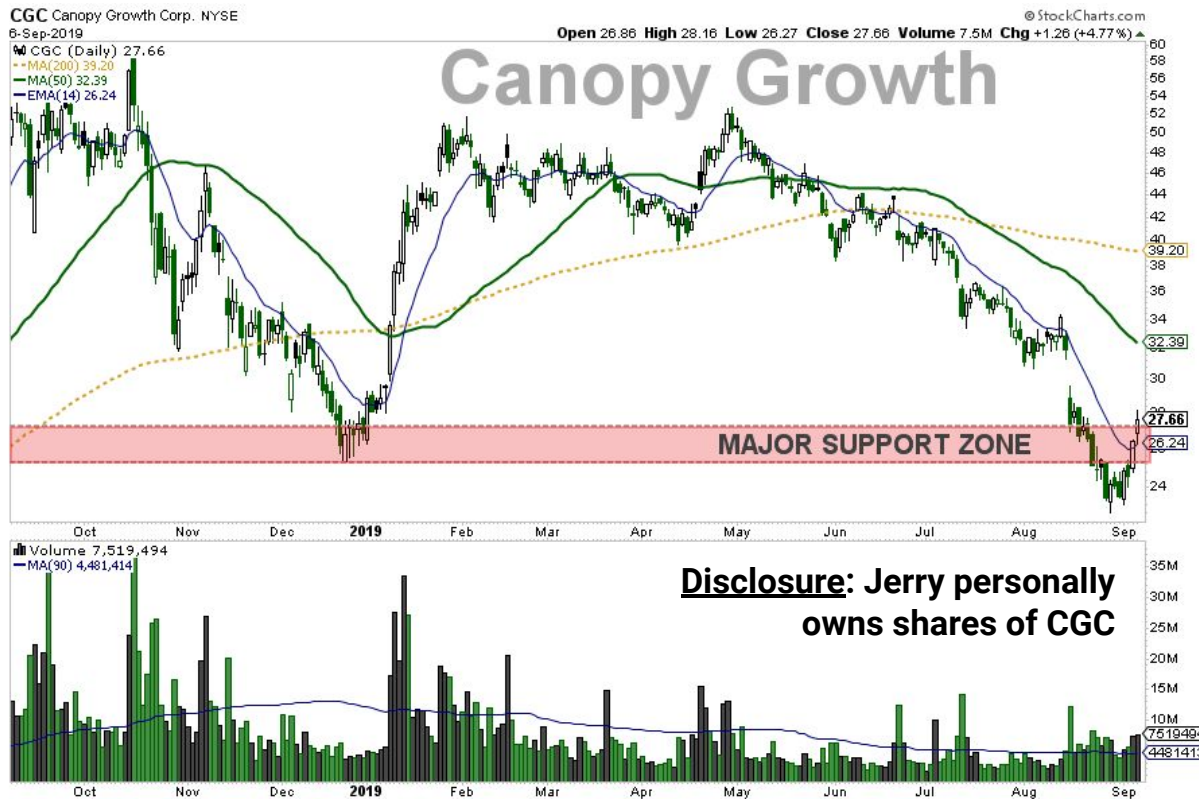


MJ Attempts Recovery With High Volume 14 EMA Breakout



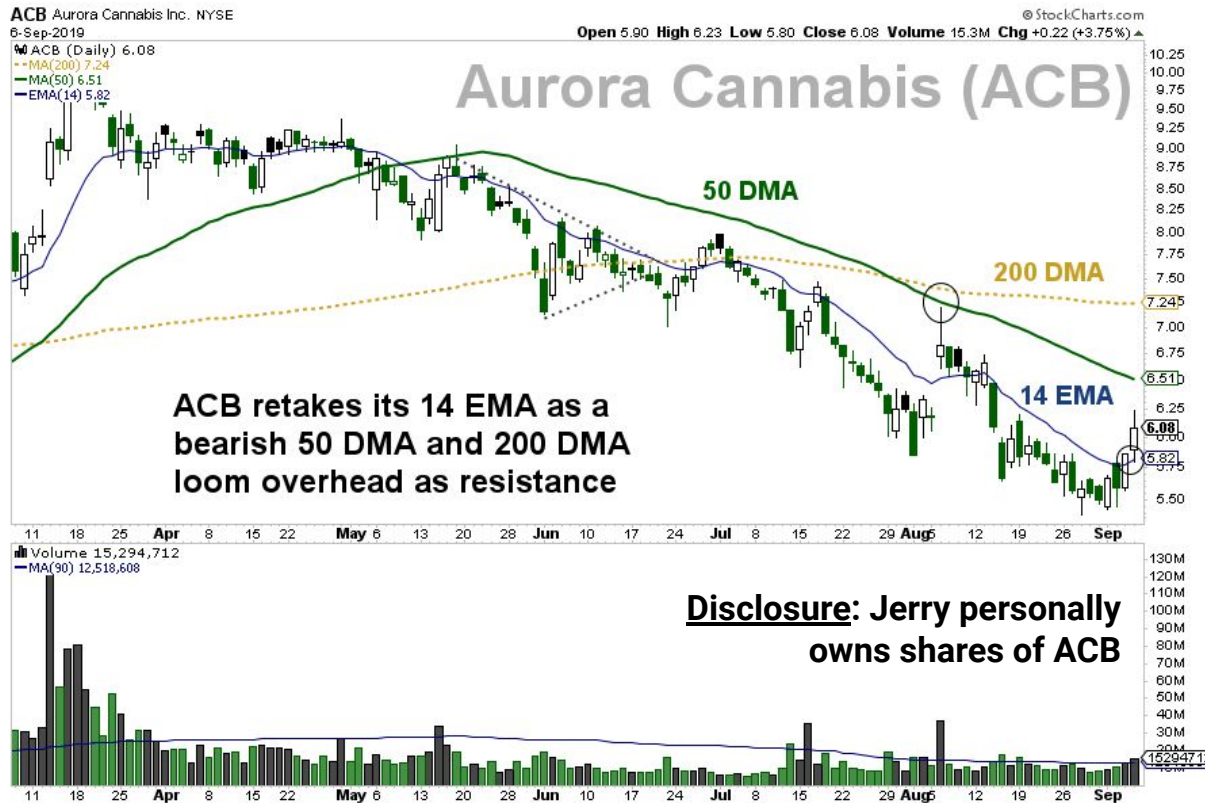


CGC Rises Above Key Support Level On Heavy Volume





ACB Surges Above 14 EMA On Heavy Volume, \$6.50 Resistance





ACB Closes Above 30 DMA On Heavy Volume

ACB Aurora Cannabis Inc. NYSE

6-Sep-2019

Open 5.90 High 6.23 Low 5.80 Close 6.08 Volume 15.3M Chg +0.22 (+3.75%) ▲

© StockCharts.com

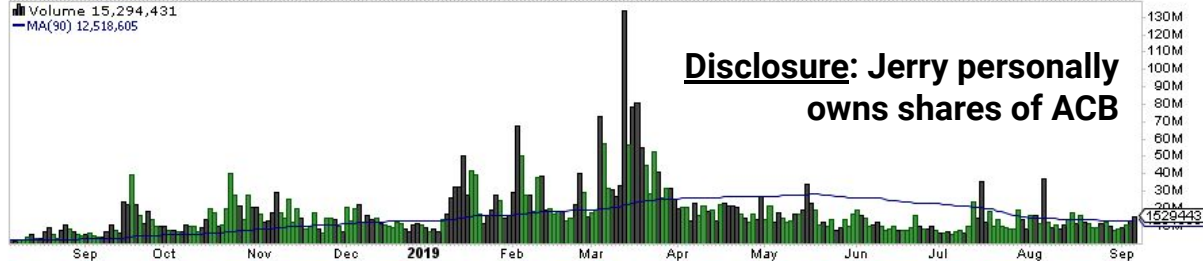
ACB (Daily) 6.08

MA(30) 6.05



Volume 15,294,431

MA(90) 12,518,605



**Disclosure: Jerry personally
owns shares of ACB**

Choose Your Membership Plan

Unlock instant access to our popular investing and income services, including our daily trading idea delivered by email/text, for as little as \$22/month!

[Learn more here.](#)

CHOOSE YOUR PLAN



- ✓ Real-time trading alerts (via private Twitter feed)
- ✓ 5-Hour Stock Trading Course (Learn to earn)
- ✓ Monthly Mastermind Calls (w/ Jerry Robinson)

And much more!

(Includes all Gold Member benefits)



- ✓ Trend Trading Software (Gives Buy/Sell Signals)
- ✓ Weekly Private Group Coaching (Learn to trade)
- ✓ Nightly Trading Alerts (New ideas every evening)

And much more!

(Includes all Silver Member benefits)



- ✓ Daily Swing Trading Idea (delivered every night)
- ✓ ETF Model Portfolios (updated every weekend)
- ✓ The Robinson Report (weekend trading digest)

And much more!



CAF Narrows Into Tight Triangle Pattern On Heavy Volume





BZUN Breaks Above 50 DMA On Heavy Volume



Precious Metals Surge in 2019



Click to listen





MARKET TRAKKER

TRACKING THE TREND IN U.S. STOCKS SINCE 2007

UPDATED EVERY WEEKEND

S&P 500 Index

POSITION TREND

Trend for Position Traders



LONG-TERM TREND

Long-Term Trend for Long-Term Investors





MARKET TRAKKER

TRACKING THE TREND IN U.S. STOCKS SINCE 2007
UPDATED EVERY WEEKEND

Market Commentary by Jerry Robinson

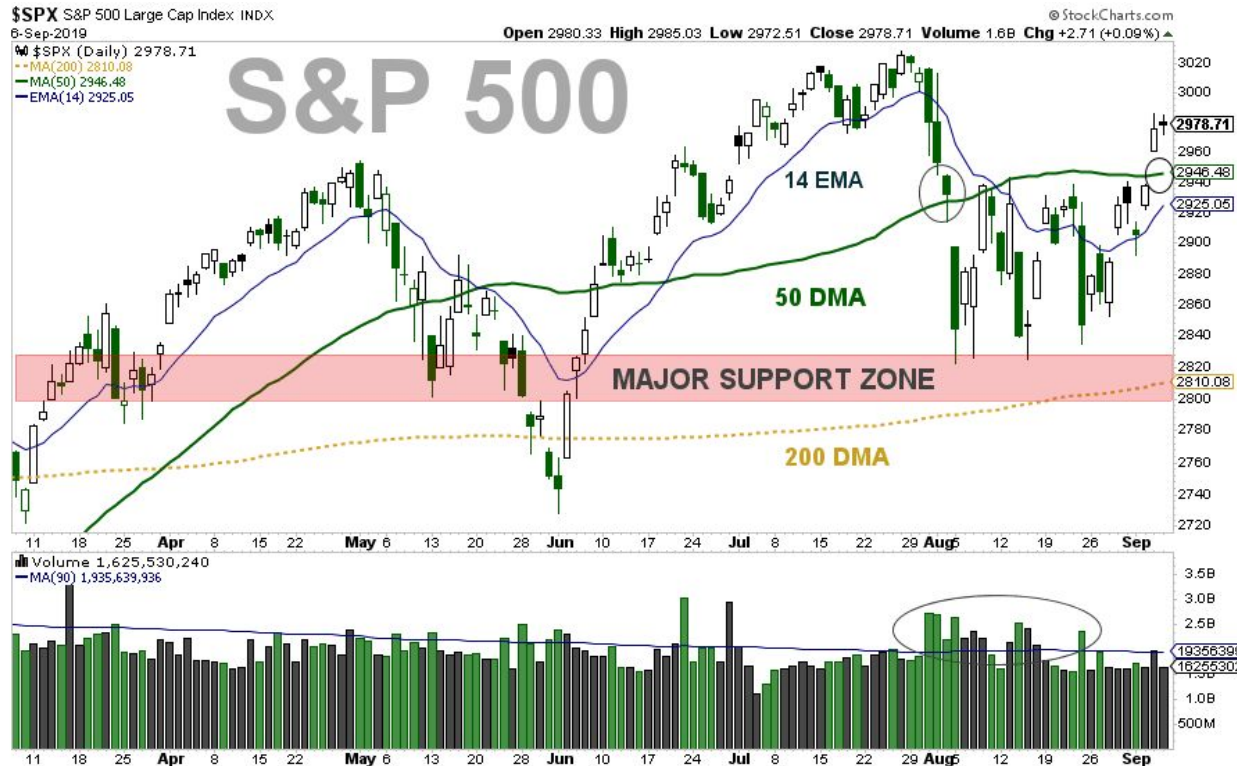
The S&P 500's Position uptrend is now fully intact after coming under pressure in recent weeks and continues to be supported by a Long-Term uptrend. Last Thursday, it was reported that Chinese Vice Premier Liu He, U.S. Trade Representative Robert Lighthizer and Treasury Secretary Steven Mnuchin had spoken by phone and agreed to meet in early October for another round of high-level trade talks. Despite the recent optimism, expectations of a meaningful breakthrough between the two countries remain low. Aside from the ongoing trade tensions, U.S. economic data has been decidedly poor in recent weeks. However, the Citi Economic Surprise Index suggests that U.S. economic data is improving. This news comes even as another poor jobs report was released on Friday revealing the third straight month of decelerating job growth. In a closely-watch speech on Friday, Fed Chair Jerome Powell hinted at another interest rate cut this month while simultaneously rejecting any fears... [\(Keep reading\)](#)

U.S. Stock Market - Last Week's Performance





S&P 500 Retakes 50 DMA As It Nears A New All-Time High



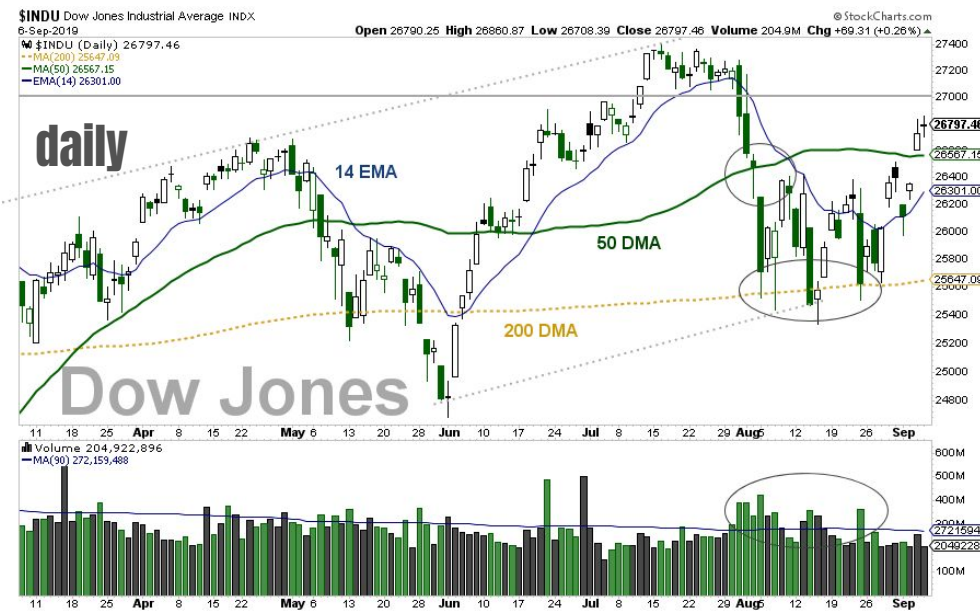
The S&P 500 index's Position uptrend is now fully intact after coming under pressure in recent weeks and continues to be supported by a Long-Term uptrend.

The S&P 500 index rose around 1.5% during last week's shortened holiday week amid rising U.S.-China trade optimism. The closely-watched index is now back within striking distance of a new all-time high, despite the ongoing global economic weakness that weighs on investors.

The index closed at \$2978 on Friday. Year-to-date, the index has risen nearly 19%. [Read more](#)



Dow Jones Pops Back Above 50 DMA On Moderate Volume





Nasdaq Retakes 50 DMA; Major \$7640 Support





10 Reasons

Why The U.S. Economy is a House of Cards



[*Click to listen*](#)



Physical Gold Loses 14 EMA Support On Big Volume





PHYS +12.5% Since Our June 7 Uptrend Alert

PHYS Sprott Physical Gold Trust NYSE

6-Sep-2019

PHYS (Daily) 12.07

MA(200) 10.74

MA(50) 11.73

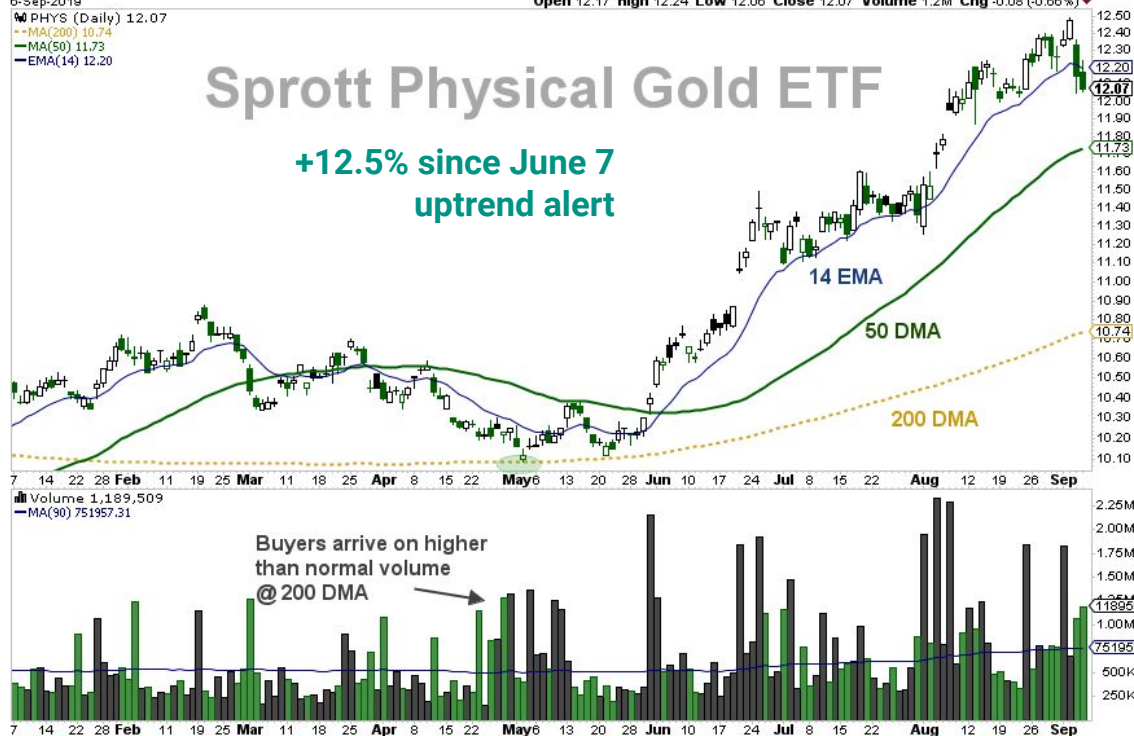
EMA(14) 12.20

Open 12.17 High 12.24 Low 12.06 Close 12.07 Volume 1.2M Chg -0.08 (-0.66%)

© StockCharts.com

Sprott Physical Gold ETF

+12.5% since June 7
uptrend alert





GDJ Cools Off Along With Physical Gold Prices

GDJ VanEck Vectors Gold Miners ETF NYSE

6-Sep-2019

Open 29.53 High 29.76 Low 28.44 Close 28.48 Volume 74.7M Chg -0.83 (-2.83%)

© StockCharts.com

GDJ (Daily) 28.48

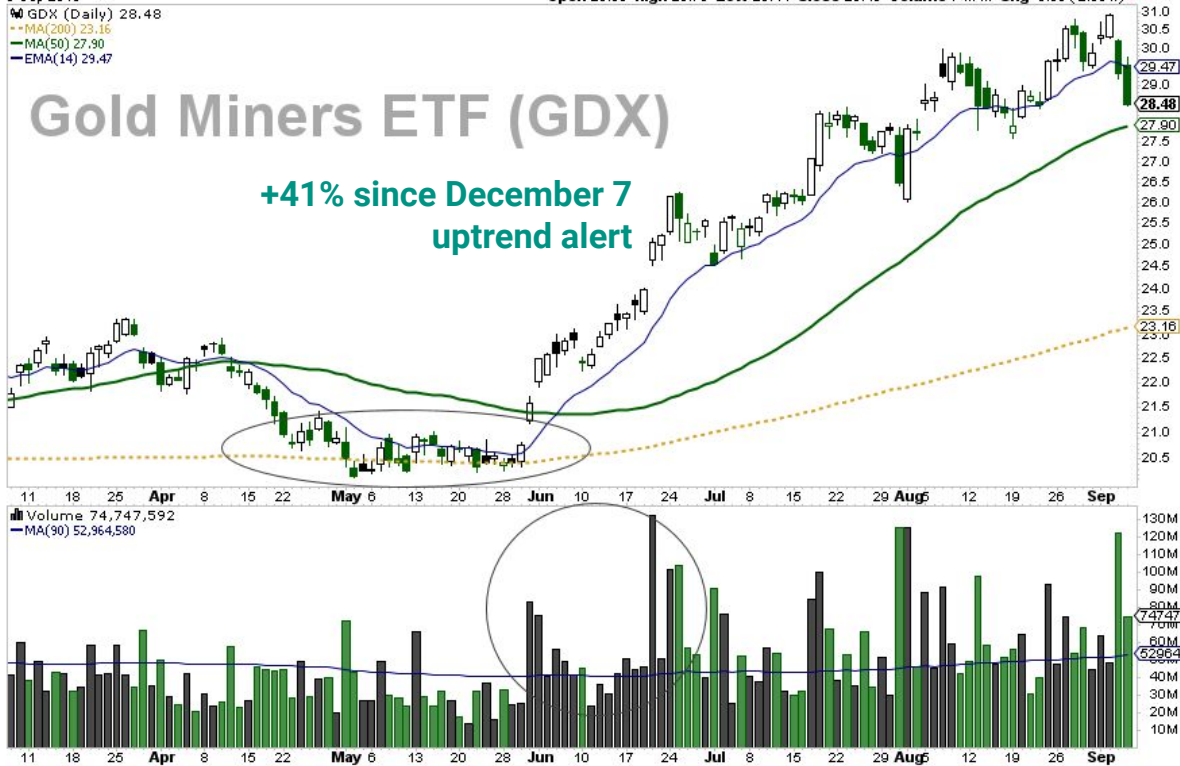
MA(200) 23.16

MA(50) 27.90

EMA(14) 29.47

Gold Miners ETF (GDJ)

+41% since December 7
uptrend alert




A Beginner's Guide to

Trend Trading



Click to listen



When money is debt, prosperity is
an illusion.





Physical Silver Pulls Back To 14 EMA

\$SILVER Silver - Continuous Contract (EOD) CME

6-Sep-2019

\$SILVER (Daily) 18.12

MA(200) 15.50

MA(50) 16.65

EMA(14) 18.16

Open 18.72 High 18.89 Low 18.06 Close 18.12 Volume 20.5M Chg -0.69 (-3.66%)

© StockCharts.com





SIL Pulls Back Along With Silver Prices





FSM Stages 1st 50 DMA Pullback Since Mid-July Breakout

FSM Fortuna Silver Mines Inc. NYSE

6-Sep-2019

Open 3.77 High 3.89 Low 3.69 Close 3.69 Volume 2.5M Chg -0.10 (-2.64%)

© StockCharts.com

FSM (Daily) 3.69

MA(200) 3.48

MA(50) 3.68

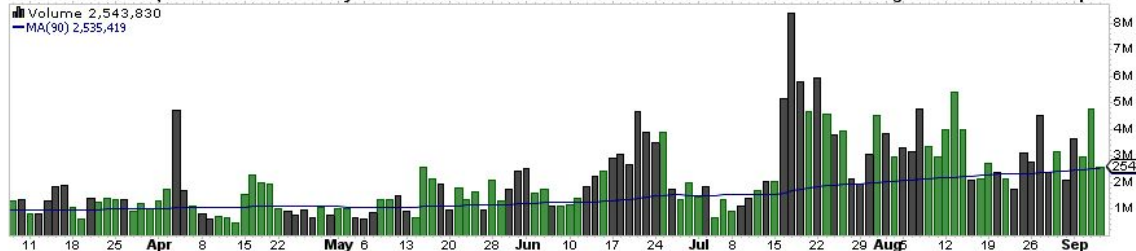
EMA(14) 3.99

Fortuna Silver Mines



Volume 2,543,830

MA(90) 2,535,419





AG Nears 1st 50 DMA Pullback Since Late May Breakout



Follow the
MONEY ←
[FIERCE TRUTH • REAL PROFIT]

PRIVATE GROUP COACHING

with Jerry Robinson

Watch Now



1:00:25





PDD Soars 52% Since Triggering On August 9; \$32.88 Stop Loss



A hand is shown touching a tablet screen. The background is a blurred image of a tablet displaying financial data, with a hand interacting with it. The text is overlaid on the image.

ETF | EXCHANGE TRADED FUND

WEEKEND ETF TREND ALERTS



WEEKEND ETF UPTREND/DOWNTREND ALERTS

Every Friday, our research team reviews more than 100 leading ETFs and provides our latest trend analysis to our members.

When we detect a new uptrend forming in one of the ETFs we track, we alert our members in The Robinson Report and add the ETF to our **uptrend model portfolios**.

This weekend ETF uptrend alert service is used by hundreds of active traders within our membership community. Currently, we have three primary model portfolios: [Commodity ETFs](#), [Global ETFs](#), and [High Tech Trailblazer ETFs](#). We also rate the leading world currencies [here](#).

On the following pages, you will find this weekend's newest uptrend alerts.



P.A.C.E. REPORT

PRECIOUS METALS, AGRICULTURE, COMMODITY,
AND ENERGY ETFS - TRENDS UPDATED EVERY WEEKEND

Latest P.A.C.E. ETF Alerts

**Added to Portfolio
On Alert Date At Alert Price**

**Get our latest ETF uptrend alerts
(for members) on this page
(Join now for instant access)**



GLOBAL ETF TREND
40+ GLOBAL ETFS
UPDATES EVERY FRIDAY **A L E R T S**

Latest Global ETF Alerts

**Added to Portfolio
On Alert Date At Alert Price**

**Get our latest ETF uptrend alerts
(for members) on this page
(Join now for instant access)**



TRAILBLAZER ETF

TREND ALERTS

Latest Trailblazer ETF Trend Alerts

**Added to Portfolio
On Alert Date At Alert Price**

**Get our latest ETF uptrend alerts
(for members) on this page
(Join now for instant access)**



PROFIT TRAKKER™

trend trading system



**Swing Trader
Sector
Rankings**

**Long-Term
Investor
Sector
Rankings**

Sector	Ticker	Ranking	Change from Previous Week	Current Trend	Alert Date*	Current Price
--------	--------	---------	------------------------------	---------------	-------------	---------------

**Get our latest ETF uptrend alerts
(for members) on this page
(Join now for instant access)**



SECTOR ROTATION **ETF STRATEGY**

UPDATED
QUARTERLY

Sector ETF Rotation Portfolio Commentary

Every quarter, we adjust our Sector ETF Rotation Portfolio based on the relative strength of each sector during the quarter.

Members-Only
(Join now for instant access)



Recently Closed Model Trades

[view more](#)

Symbol	Trigger/Entry Date	Trigger/Entry Price	High Reached During Trade	Total Potential Gain (TPG) %*	# Days to Reach TPG	Max Drawdown %**
FSM	8/27/2019	\$4.12	\$4.39	+6.55%	5	-0.49%
KL	8/21/2019	\$45.88	\$51.08	+11.33%	10	N/A
SH	8/1/2019	\$26.52	\$27.73	+4.56%	3	-0.75%
PLNT	8/29/2019	\$72.12	\$73.62	+2.08%	1	-5.88%
FNKO	8/21/2019	\$23.12	\$24.31	+5.15%	8	N/A
TAN	8/7/2019	\$29.80	\$31.80	+6.71%	11	N/A
EDIT	8/16/2019	\$25.52	\$26.17	+2.55%	4	-6.03%
XLB	6/28/2019	\$58.18	\$59.28	+1.89%	18	-5.52%
XLP	6/20/2019	\$59.37	\$61.02	+2.78%	28	N/A

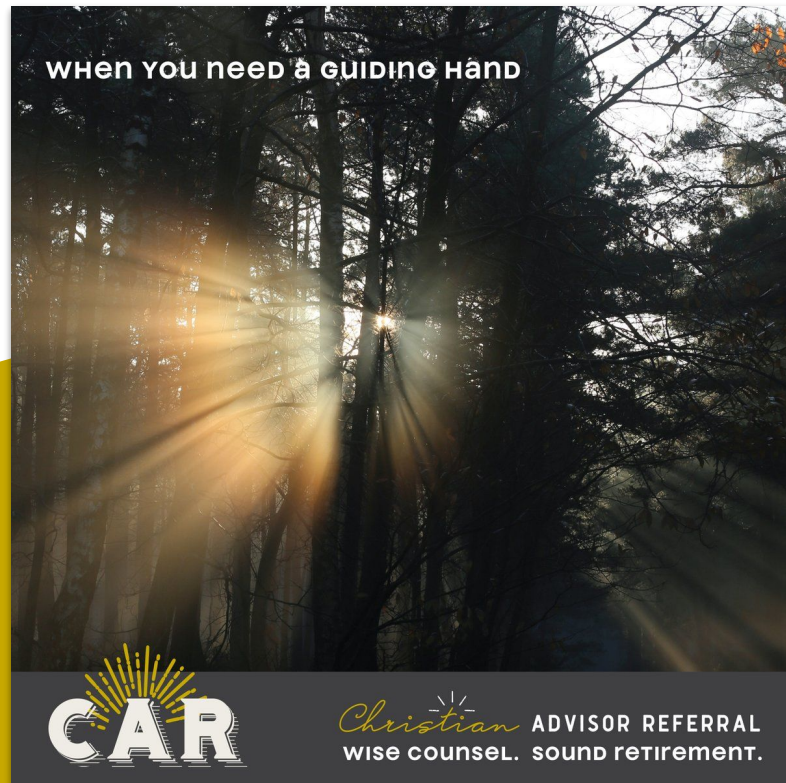
Goal

We aim to earn
1%-5% in 1 to 5 days on each
of our daily
trading ideas.
We cut our
losers and let
our winners
run.

Talk to Financial Advisor -- Free of Charge

Have you heard of our Christian Advisor Referral (C.A.R.) service? It is a network of Bible-believing financial advisors helping people just like you turn your hard-earned money into a solid retirement game plan using sound financial strategies. Simply complete our secure online questionnaire, and let us connect you with a highly-experienced advisor for a 100% free, no strings attached consultation.

[Learn More](#)



Choose Your Membership Plan

Unlock instant access to our popular investing and income services, including our daily trading idea delivered by email/text, for as little as \$22/month!

[Learn more here.](#)

CHOOSE YOUR PLAN



- ✓ Real-time trading alerts (via private Twitter feed)
- ✓ 5-Hour Stock Trading Course (Learn to earn)
- ✓ Monthly Mastermind Calls (w/ Jerry Robinson)

And much more!

(Includes all Gold Member benefits)



- ✓ Trend Trading Software (Gives Buy/Sell Signals)
- ✓ Weekly Private Group Coaching (Learn to trade)
- ✓ Nightly Trading Alerts (New ideas every evening)

And much more!

(Includes all Silver Member benefits)



- ✓ Daily Swing Trading Idea (delivered every night)
- ✓ ETF Model Portfolios (updated every weekend)
- ✓ The Robinson Report (weekend trading digest)

And much more!



**A WEEKEND MARKET DIGEST CONTAINING
CHARTS, TRENDS, RANKINGS, AND MUSINGS**

Publisher:
Jerry Robinson

Assistant Editor:
Cris Lenard

Assistant Editor:
Jennifer Robinson



IMPORTANT DISCLAIMER (PLEASE READ):

Follow the Money's weekly market trend alerts, Smartscore rankings, and commentaries are provided solely for informational and educational purposes. All price data should be re-verified by the end users as market data feed discrepancies are always possible.

You should always contact an investment professional before making any financial or investment decisions. Followthemoney.com and its various subsidiaries shall not be held liable for any investment decisions employed by our members. It's your money. Be wise.

AS ALWAYS, INVEST AND TRADE AT YOUR OWN RISK!



**DON'T
PUT
ALL
YOUR
EGGS
IN
ONE**
Basket.

FOLLOW THE **MONEY**

FIERCE TRUTH + REAL PROFIT

