



SINCE

The
ROBINSON
REPORT

LITE

2010

7/7/19



IMPORTANT DISCLAIMER (PLEASE READ):

Follow the Money's weekly market trend alerts, Smartscore rankings, and commentaries are provided solely for informational and educational purposes. All price data should be re-verified by the end users as market data feed discrepancies are always possible.

You should always contact an investment professional before making any financial or investment decisions. Followthemoney.com and its various subsidiaries shall not be held liable for any investment decisions employed by our members. It's your money. Be wise.

AS ALWAYS, INVEST AND TRADE AT YOUR OWN RISK!

Bitcoin Consolidates Massive Gains; Holds \$11k Support

After rising from less than \$4,000 per coin back in late March to nearly \$14,000 by late June, it is not surprising to see Bitcoin taking a break to [consolidate](#) its massive gains. The world's largest cryptocurrency has stunned Wall Street once again this year, rising by more than 200% year-to-date and more than 40% over the past 30 days alone. Check out our [2019 Crypto Investment Report](#) to view our favorite cryptos for 2019 and beyond.



Click here to watch

How to Safely Store Your Cryptocurrency



36:29



MARKET TRAKKER

TRACKING THE TREND IN U.S. STOCKS SINCE 2007

UPDATED EVERY WEEKEND

S&P 500 Index

POSITION TREND

Trend for Position Traders



LONG-TERM TREND

Long-Term Trend for Long-Term Investors





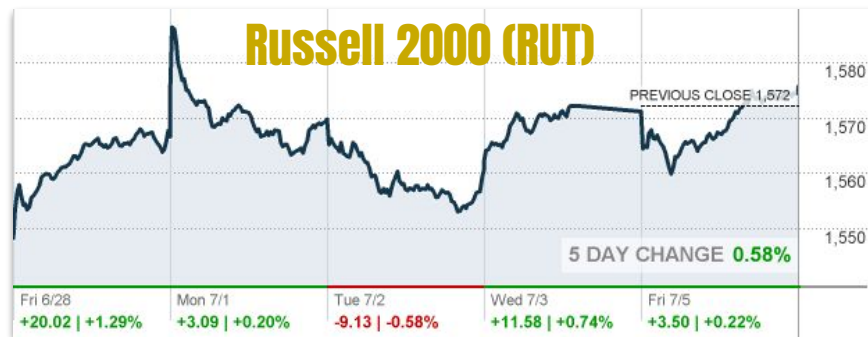
MARKET TRAKKER

TRACKING THE TREND IN U.S. STOCKS SINCE 2007
UPDATED EVERY WEEKEND

Market Commentary by Jerry Robinson

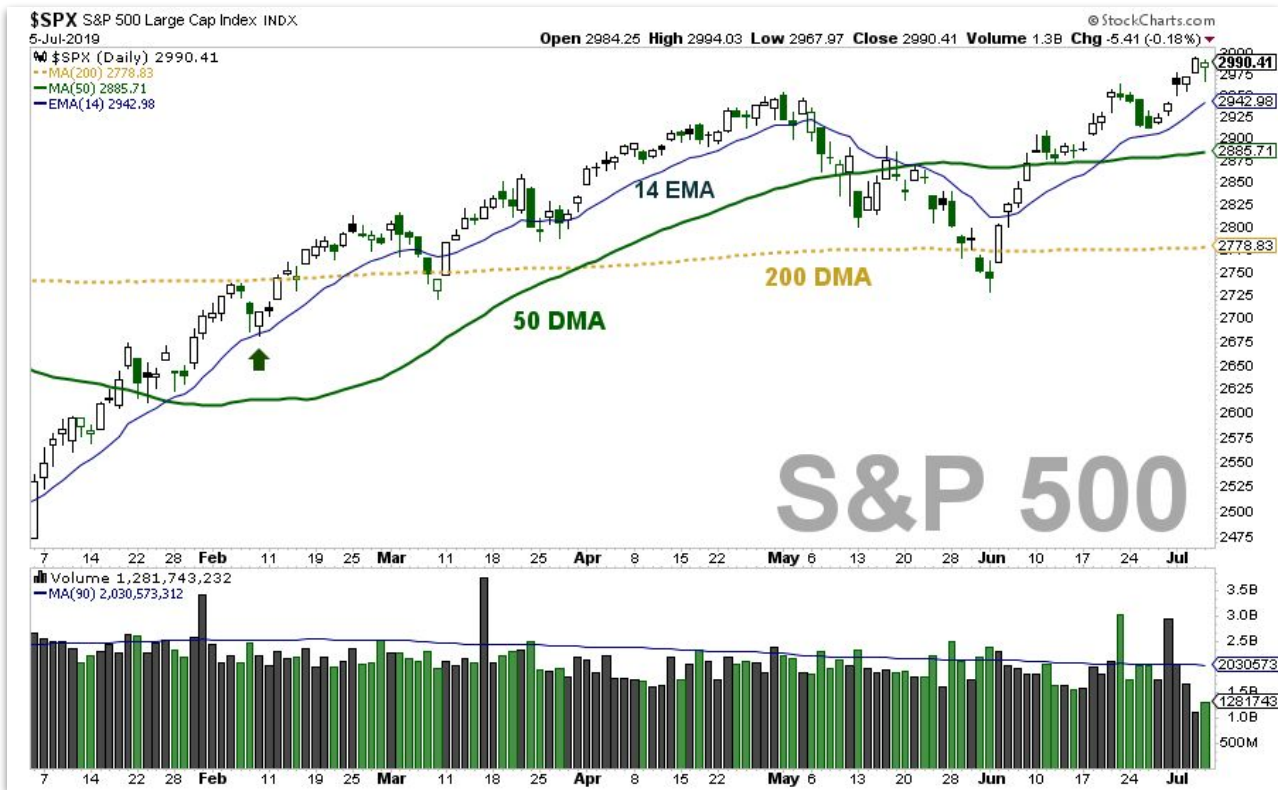
The S&P 500 index remains in a Position uptrend and continues to be supported by a Long-Term uptrend. The S&P 500 hit a new all-time high last week amid a perceived thaw in U.S.-China trade relations in the wake of the closely watched G20 summit meeting. The index closed at \$2990 on Friday near its recent all-time high and just below 3000, a key psychological level. Year-to-date, the index has risen nearly 20%. On Friday, the U.S. Labor Department released better than expected — although still anemic — payroll data for the month of June, even as America's jobless rate ticked up to 3.7%. In this current "bad news is good news" environment, these better-than-expected employment figures could muddy the water for Federal Reserve officials ahead of their highly anticipated July policy meeting in which the market has priced in a 100% chance of an interest rate cut. If the Fed does indeed cut its benchmark interest rate next month, it will be the first rate cut by the Fed... [\(Keep reading\)](#)

U.S. Stock Market - Last Week's Performance



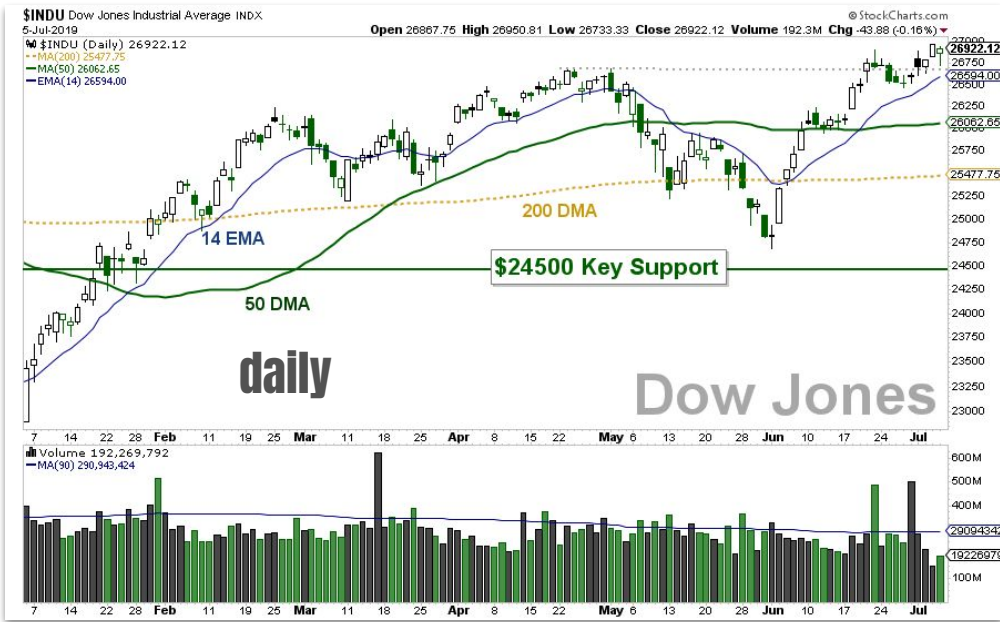


S&P 500 Hits All-Time High; Nears Key 3000 Level





Dow Touches New All-Time High





Nasdaq Surges More Than 2% On The Week





Gold Clings 14 EMA After Rejecting \$1440 Resistance

\$GOLD Gold - Continuous Contract (EOD) CME

5-Jul-2019

Open 1421.80 High 1426.80 Low 1398.60 Close 1400.10 Volume 54.2M Chg -20.80 (-1.46%)

© StockCharts.com

\$GOLD (Daily) 1400.10

MA(200) 1281.17

MA(50) 1326.30

EMA(14) 1392.81

Physical Gold





Gold Consolidates In \$1390-\$1440 Channel





MEMBERS ONLY
(Join now for instant access)



SECTOR ROTATION **ETF STRATEGY**

UPDATED
QUARTERLY

MEMBERS ONLY
(Join now for instant access)

Follow the
MONEY ←
[FIERCE TRUTH • REAL PROFIT]

PRIVATE GROUP COACHING

with Jerry Robinson

Click here to watch



52:56





ETF TREND ALERTS

Every Friday, our research team reviews more than 100 leading ETFs and provides our latest trend analysis to our members. When we detect a new uptrend forming in one of the ETFs we track, we alert our members in The Robinson Report and add the ETF to our uptrend model portfolios. This weekend ETF uptrend alert service is used by hundreds of active traders within our membership community. Currently, we have three primary model portfolios: [Commodity ETFs](#), [Global ETFs](#), and [High Tech ETFs](#). We also rate the leading world currencies [here](#).

On the following pages, you will find this weekend's newest uptrend alerts.



P.A.C.E. REPORT

PRECIOUS METALS, AGRICULTURE, COMMODITY,
AND ENERGY ETFS - TRENDS UPDATED EVERY WEEKEND

Latest P.A.C.E. ETF Alerts

**Added to Portfolio
On Alert Date At Alert Price**

MEMBERS ONLY
(Join now for instant access)



P.A.C.E. ETFs On The Move





P.A.C.E. REPORT

PRECIOUS METALS, AGRICULTURE, COMMODITY,
AND ENERGY ETFs - TRENDS UPDATED EVERY WEEKEND

P.A.C.E. ETFs Consolidating @ Bullish 14 EMA

MEMBERS ONLY

(Join now for instant access)



GLOBAL ETF TREND
40+ GLOBAL ETFS
UPDATES EVERY FRIDAY **A L E R T S**

Latest Global ETF Alerts

**Added to Portfolio
On Alert Date At Alert Price**

Position Uptrend Model Portfolio

Portfolio Additions

MEMBERS ONLY
(Join now for instant access)

Global ETFs On The Move

MEMBERS ONLY
(Join now for instant access)



MEMBERS ONLY
(Join now for instant access)



TREND TRADING

Bootcamp

Learn to earn from the comfort of your home...

2019 Trend Trading Online Bootcamp

August 24
8:30am-5pm CST

Special All-Day Online Learning Event

~~\$997~~ **\$297/per person**
(Early Bird Discount)

Reserve Your Seat
followthemoney.com/bootcamp



TRAILBLAZER ETF

TREND ALERTS

Latest Trailblazer ETF Trend Alerts

**Added to Portfolio
On Alert Date At Alert Price**

MEMBERS ONLY
(Join now for instant access)



TRAILBLAZER ETF
TREND ALERTS

Trailblazer ETFs On The Move

MEMBERS ONLY

(Join now for instant access)



SMARTSCORE

TOP RANKED STOCKS

SmartScore
Rankings
now online
and updated
weekly!

SmartScore TOP RANKED STOCKS

U.S. China Canada Mining MLPs REITs SmartScore 101

U.S. Stocks

Show 10 entries

Ticker	Name	Sector	SmartScore Ranking
BRKB	Berkshire Hathaway Inc.	Financial Services	1
GRMN	Garmin Ltd.	Technology	2
ROL	Rollins Inc.	Industrials	3
LIN	Linde PLC	Basic Materials	4
HRL	Hormel Foods Corp.	Consumer Defensive	5
PAG	Penske Automotive Group Inc.	Consumer Cyclical	6
TMUS	T-Mobile US Inc.	Communication Services	7
CCEP	Coca-Cola European Partners PLC	Consumer Defensive	8
BX	Blackstone Group LP	Financial Services	9
TCPC	BlackRock TCP Capital Corp.	Financial Services	10

SmartScore TOP RANKED STOCKS

U.S. China Canada Mining MLPs REITs SmartScore 101

Canada Stocks

Show 10 entries

Ticker	Name	SmartScore Ranking	Price	Price Target	YTD % Return
ENB	Enbridge Inc.	1	37.44	42.03	20%
BHC	Bausch Health Companies Inc.	2	25.49	28.97	38%
QSR	Restaurant Brands International Inc.	3	62.59	69.24	20%
BHC.TO	Bausch Health Companies Inc.	4	35.68	28.49	33%
ENB.TO	Enbridge Inc.	5	49.41	54.28	17%
ELF.TO	E-L Financial Corp Ltd.	6	799	None	8%
CNR.TO	Canadian National Railway Co.	7	109.02	118.35	8%
LULU	Lululemon Athletica Inc.	8	142.76	160.91	20%

SmartScore TOP RANKED STOCKS

U.S. China Canada Mining MLPs REITs SmartScore 101

China Stocks

Show 10 entries

Ticker	Name	SmartScore Ranking	Price	Price Target	YTD % Return
BIDU	Baidu Inc.	1	173.85	232.99	10%
NTES	NetEase Inc.	2	243.14	284.95	3%
YUMC	Yum China Holdings Inc.	3	41.11	42.09	23%
MOMO	Momo Inc.	4	30.15	39.97	27%
YY	YY Inc.	5	68.28	89.56	14%
CTRP	Chipcom International Ltd.	6	33.9	34.88	25%
WB	Wibo Corp.	7	62.36	71.37	7%
BZUN	Baozun Inc.	8	36.37	48.10	25%
EDU	New Oriental Education & Technology Group Inc.	9	78.63	82.69	43%
ATHM	Autohome Inc.	10	76.97	90.55	-3%

U.S.

China

Canada

Mining

MLPs

REITs

SmartScore 101

<https://followthemoney.com/smartscore>

TOP 10 TRADING RULES FOR NEW TRADERS

Click here to listen



PODCAST

WITH JERRY ROBINSON



Daily Trading Diary Portfolio

[learn more](#)

Jerry Robinson's Daily Trading Diary : In Play Positions

Company	Ticker	Entry Date	Entry Price	Stop Loss	Current Price	Performance % To-Date	Today's Low	Today's High
MEMBERS ONLY (Join now for instant access)						0.15%	\$82.82	\$84.66
						6.19%	\$79.02	\$83.42
						-1.41%	\$41.17	\$42.12
						1.27%	\$58.34	\$58.92
						1.01%	\$172.82	\$173.82
						0.05%	\$58.88	\$59.44
						5.51%	\$64.85	\$65.93



Recently Closed Model Trades

[view more](#)

Symbol	Trigger/Entry Date	Trigger/Entry Price	High Reached During Trade	Total Potential Gain (TPG) %*	# Days to Reach TPG	Max Drawdown %**
CAG	6/6/2019	\$29.31	\$30.13	+2.80%	7	-6.86%
CMCSA	6/14/2019	\$42.18	\$43.86	+3.98%	7	N/A
XLRE	6/5/2019	\$37.01	\$38.62	+4.35%	12	N/A
STOR	5/14/2019	\$34.01	\$35.59	+4.65%	27	N/A
TEAM	6/21/2019	\$132.91	\$134.53	+1.22%	1	-5.66%
KEYS	6/13/2019	\$85.18	\$88.60	+4.02%	6	N/A
NMIH	5/21/2019	\$28.20	\$31.34	+11.13%	14	N/A
ZS	6/7/2019	\$74.75	\$82.25	+10.03%	10	N/A
DOG	6/3/2019	\$57.29	\$57.79	+0.87%	1	-4.40%
PSQ	5/7/2019	\$28.46	\$31.32	+10.05%	19	N/A

Goal

We aim to earn
1%-5% in 1 to 5 days on each
of our daily trading ideas.
We cut our losers and let
our winners run.

Choose Your Membership Plan

Unlock instant access to our popular investing and income services, including our daily trading idea delivered by email/text, for as little as \$22/month!

[Learn more here.](#)

CHOOSE YOUR PLAN



- ✓ Real-time trading alerts (via private Twitter feed)
- ✓ 5-Hour Stock Trading Course (Learn to earn)
- ✓ Monthly Mastermind Calls (w/ Jerry Robinson)

And much more!

(Includes all Gold Member benefits)



- ✓ Trend Trading Software (Gives Buy/Sell Signals)
- ✓ Weekly Private Group Coaching (Learn to trade)
- ✓ Nightly Trading Alerts (New ideas every evening)

And much more!

(Includes all Silver Member benefits)



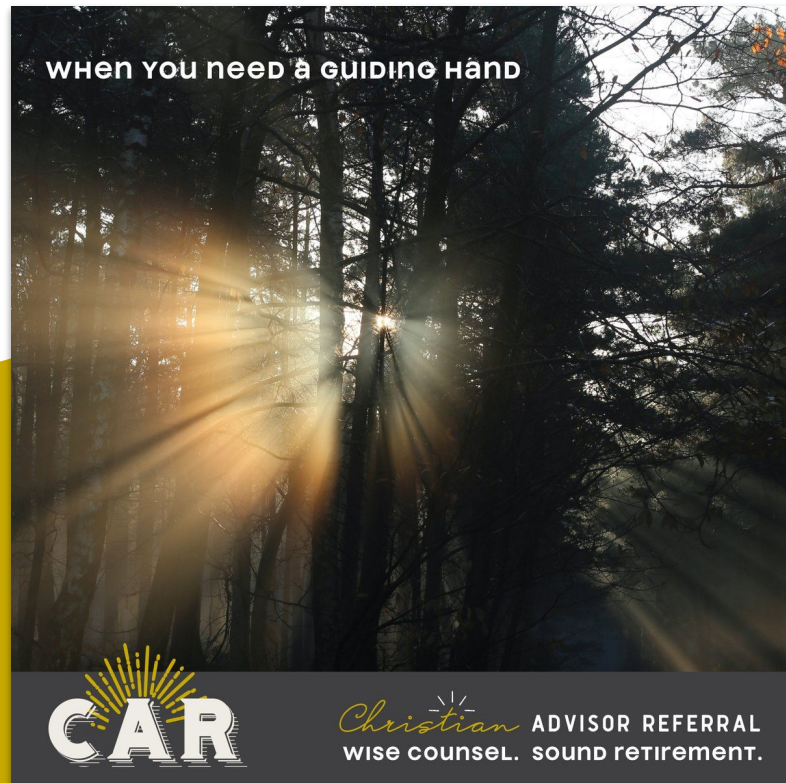
- ✓ Daily Swing Trading Idea (delivered every night)
- ✓ ETF Model Portfolios (updated every weekend)
- ✓ The Robinson Report (weekend trading digest)

And much more!

Talk to Financial Advisor -- Free of Charge

Have you heard of our Christian Advisor Referral (C.A.R.) service? It is a network of Bible-believing financial advisors helping people just like you turn your hard-earned money into a solid retirement game plan using sound financial strategies. Simply complete our secure online questionnaire, and let us connect you with a highly-experienced advisor for a 100% free, no strings attached consultation.

[Learn More](#)





**A WEEKEND MARKET DIGEST CONTAINING
CHARTS, TRENDS, RANKINGS, AND MUSINGS**

Publisher:
Jerry Robinson

Assistant Editor:
Cris Lenard

Assistant Editor:
Jennifer Robinson



IMPORTANT DISCLAIMER (PLEASE READ):

Follow the Money's weekly market trend alerts, Smartscore rankings, and commentaries are provided solely for informational and educational purposes. All price data should be re-verified by the end users as market data feed discrepancies are always possible.

You should always contact an investment professional before making any financial or investment decisions. Followthemoney.com and its various subsidiaries shall not be held liable for any investment decisions employed by our members. It's your money. Be wise.

AS ALWAYS, INVEST AND TRADE AT YOUR OWN RISK!