



SINCE

The
ROBINSON
REPORT
LITE

2010

4/7/19

Follow **MONEY**

IMPORTANT DISCLAIMER (PLEASE READ):

Follow the Money's weekly market trend alerts and Smartscore rankings are provided solely for informational and educational purposes. All price data should be re-verified by the end user as market data feed discrepancies are always possible.

You should contact an investment professional before making any financial decisions.
Followthemoney.com and its various subsidiaries shall not be held liable for any investment decisions employed by our members. It's your money. Be wise.

AS ALWAYS, INVEST AND TRADE AT YOUR OWN RISK!

Bitcoin Confirms New Position Uptrend

April has been a banner month so far for Bitcoin prices. In fact, the world's first decentralized digital currency has gained 30% in the last 30 days amid the largest buying volume in more than a year. The combination of solid price action on larger than normal volume pushed Bitcoin into its first Position uptrend within our trend trading system since 2017. It appears that the bottom set back in December of 2018 may have indeed been the low in this present cycle. Is there more upside ahead? The charts suggest the answer is yes. Stay tuned!



VIDEO: Cryptocurrency Investing 101

In this fascinating and very exciting Platinum-member only presentation, economist and trading coach Jerry Robinson explores the current paradigm shift with the advent of blockchain technology and Bitcoin, and why this offers potentially explosive long-term profits for investors. And later, he escorts members on a simple walkthrough of how to buy their first cryptocurrency.

[Watch Now](#)



2019 Cryptocurrency Investment Report


We are pleased to announce that we will be releasing our brand new 2019 Cryptocurrency Investment Report tomorrow (Monday, April 8). This 25-page report will include our top 12 cryptocurrency investment picks for 2019 along with price targets and much more.

All Gold and Platinum members will receive complimentary access to this new report. Watch your email inbox for its release tomorrow!



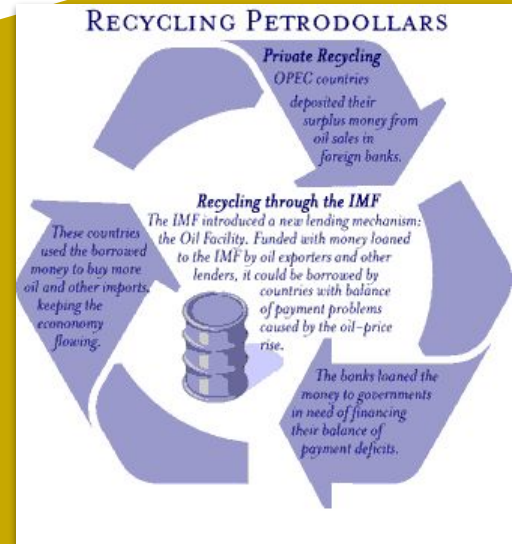
Trump Calls For QE4 Despite “Greatest Economy Ever”

What a difference a few years makes... Back in September 29, 2011, then-citizen Donald J. Trump issued a stinging tweet warning of the dangers in the Federal Reserve’s loose monetary policies. Fast forward to last Friday and President Trump is now calling on the Federal Reserve to slash interest rates and to stop quantitative tightening... presumably because the U.S. economy has never been stronger? This won’t end well. ([WSJ](#))



Saudi Arabia Threatens To Ditch U.S. Dollar In Oil Trade

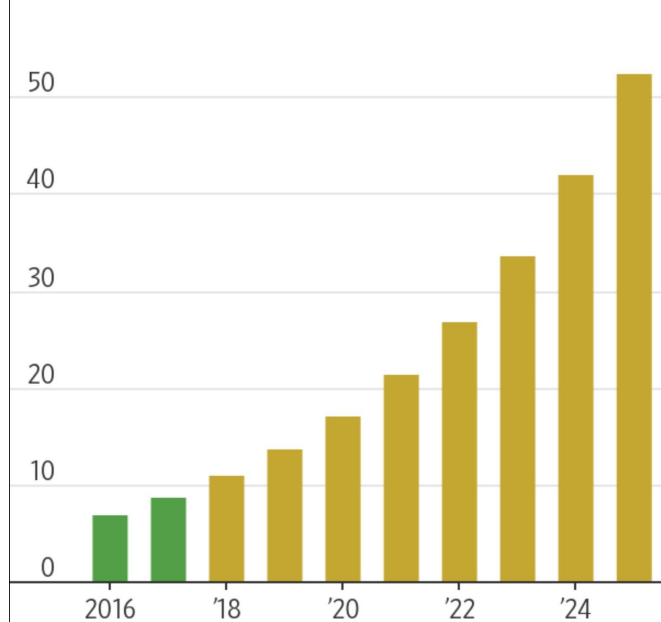
Washington's recent renewed support for a controversial bill known as NOPEC, or the No Oil Producing and Exporting Cartels Act, is stirring up the terror-supporting regime of Saudi Arabia, causing them to lash out with fresh threats against the U.S. The bill would officially treat OPEC as the illegal cartel that it is and would allow the U.S. to sue OPEC states for manipulating oil supplies to their advantage. In a 2011 book, Mr. Trump voiced strong support for NOPEC legislation. However, since becoming President, Trump has turned silent. File this one under the latest shot across the bow at the failing [petrodollar system](#).
([Reuters](#))



Smoking Growth


Forecast legal cannabis sales in the U.S.

\$60 billion



Note: Years in gold are estimates

Source: Grand View Research

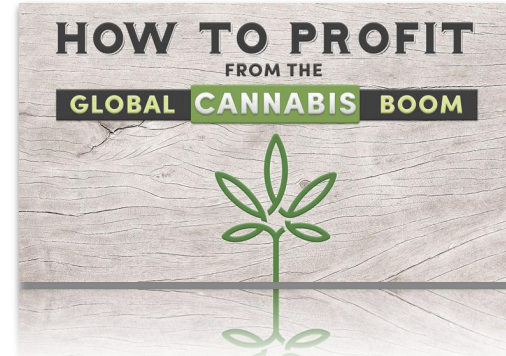


Follow *The* MONEY

**2019 Cannabis Report
& Chart Book**

Only \$37

Bonus Training Video: ~~\$99~~ Yours Free!



[//followthemoney.com/cannabis](https://followthemoney.com/cannabis)

NEW PODCAST: Lessons From The World's Greatest Stock Traders

On this week's podcast, listen as Jerry Robinson delivers a rare presentation on the lessons that he has learned from five of the world's greatest stock traders. We reach into our vast archives to bring you an excerpt from a powerful foundational teaching recorded at our 2018 Follow The Money Summit.

[Listen now](#)



Follow  **MONEY**

ETF UPTREND/DOWNTREND ALERTS

MEMBERS ONLY

TAN: It's Time to Take Gains in Solar ETF (TAN)

The solar energy industry is off to a great start in 2019. Since adding the Solar Energy ETF (TAN) to our model uptrend portfolio back on January 18, the ETF has rallied more than 20%. While we believe more gains lie ahead, position traders should now be taking some gains off the table here.

Top Holdings |

as of 04/05/2019

Fund Holdings subject to change

Ticker ↕	Company ↕	% of Fund ↕
FSLR	First Solar Inc	10.17
SEDG	SolarEdge Technologies Inc	7.25
968	Xinyi Solar Holdings Ltd	7.10
RUN	Sunrun Inc	6.16
CSIQ	Canadian Solar Inc	4.88
ENPH	Enphase Energy Inc	4.70
SSO	Scatec Solar ASA	4.70
TERP	TerraForm Power Inc	4.52
JKS	JinkoSolar Holding Co Ltd ADR	4.50
SPWR	SunPower Corp	4.49



Trailblazer ETF Model Portfolio Soars In 2019!

Position Uptrend Model Portfolio

Open Portfolio						
Industry/ETF	Ticker	Current Trend	Alert Date*	Alert Price*	Current Price	Performance
Solar Energy	TAN	Uptrend	1/18/2019	\$20.59	\$24.80	20.45%
Genomics	ARKG	Uptrend	1/18/2019	\$28.85	\$34.54	19.72%
Cannabis/Hemp	MJ	Uptrend	1/11/2019	\$31.06	\$36.30	16.87%
Emerging Mkts Tech**	EMQQ	Uptrend	2/1/2019	\$30.32	\$34.45	13.62%
Info Tech	VGT	Uptrend	2/1/2019	\$180.97	\$205.61	13.62%
Clean Energy	ICLN	Uptrend	1/18/2019	\$8.97	\$10.10	12.60%
Global Tech**	IXN	Uptrend	2/8/2019	\$156.73	\$175.80	12.17%
Disruptive Tech	DTEC	Uptrend	1/18/2019	\$26.46	\$29.49	11.45%
Cloud Computing	SKYY	Uptrend	1/18/2019	\$52.83	\$58.82	11.34%
Industrial Innovation	ARKQ	Uptrend	1/25/2019	\$32.20	\$35.69	10.84%
Medical Breakthroughs**	SBIQ	Uptrend	2/15/2019	\$33.75	\$37.34	10.64%
Nasdaq 100	QQQ	Uptrend	2/1/2019	\$167.11	\$184.66	10.50%
Mobile Payments	IPAY	Uptrend	1/25/2019	\$39.53	\$43.46	9.94%
Wind Energy**	FAN	Uptrend	1/18/2019	\$12.10	\$13.26	9.59%
NEXTGEN Economy	BLCN	Uptrend	2/1/2019	\$21.50	\$23.45	9.07%
Internet	FDN	Uptrend	1/18/2019	\$130.79	\$142.43	8.90%
AI Powered ETF	AIEQ	Uptrend	1/25/2019	\$24.31	\$26.41	8.64%
Robotics & AI	BOTZ	Uptrend	2/15/2019	\$19.56	\$21.22	8.49%
Biotechnology	FBT	Uptrend	1/18/2019	\$143.50	\$154.76	7.85%
China Internet	KWEB	Uptrend	2/22/2019	\$45.96	\$49.20	7.05%
Robotics & Automation	ROBO	Uptrend	2/15/2019	\$38.30	\$40.83	6.61%
Self-Driving Vehicles**	DRIV	Uptrend	2/15/2019	\$13.19	\$13.93	5.61%
Cyber Security	HACK	Uptrend	2/1/2019	\$38.04	\$39.95	5.02%
Blockchain**	BLOK	Uptrend	2/22/2019	\$17.50	\$18.13	3.60%

View online at <https://followthemoney.com/trailblazer-etfs>

ARKG: It's Time to Take Gains in Genomics ETF (ARKG)

Since calling a new Position uptrend in the ARK Genomic Revolution ETF (ARKG) back on January 18, the ETF has leapt nearly 20%. We strongly suggest position traders book some profits on any trade once it reaches a 20% gain. One strategy would include selling half of your shares on Monday and letting the other half run with a 10% trailing stop loss.

Top 10 Holdings

As of 4/5/2019

Weight	Company	Ticker
9.91%	INVITAE CORP	NVTA
8.81%	ILLUMINA INC	ILMN
7.55%	INTELLIA THERAPEUTICS INC	NTLA
6.94%	EDITAS MEDICINE INC	EDIT
5.32%	VERACYTE INC	VCYT
4.63%	MEDIDATA SOLUTIONS INC	MDSO
4.52%	CRISPR THERAPEUTICS AG	CRSP
4.41%	NANOSTRING TECHNOLOGIES INC	NSTG
3.94%	BLUEBIRD BIO INC	BLUE
3.64%	CELLECTIS - ADR	CLLS





2019 Trend Trading Bootcamp

June 1

8:30am-4pm

Rogers, Arkansas

~~\$997~~ **\$297/per person**
(Early Bird Discount)

<https://followthemoney.com/bootcamp>

Reserve Your Seat
summit.followthemoney.com



MARKET TRAKKER

TRACKING THE TREND IN U.S. STOCKS SINCE 2007

UPDATED EVERY WEEKEND

S&P 500 Index

POSITION TREND

Trend for Position Traders



LONG-TERM TREND

Long-Term Trend for Long-Term Investors





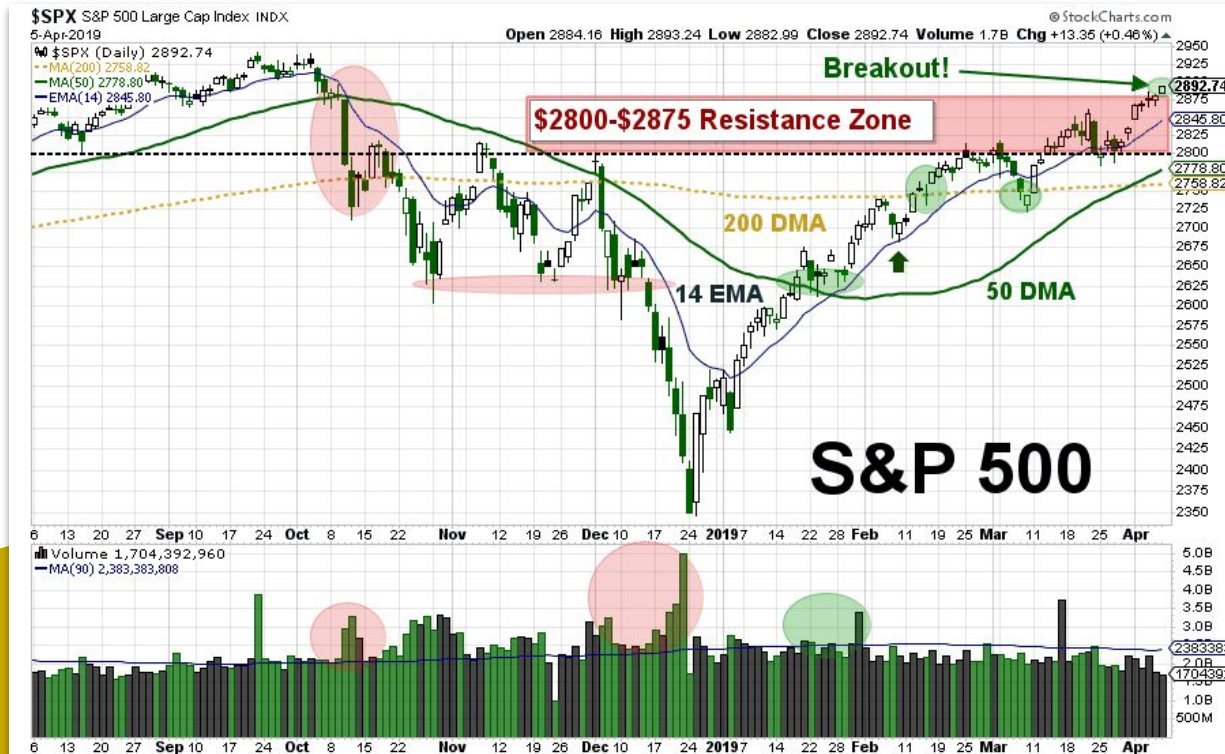
MARKET TRAKKER
TRACKING THE TREND IN U.S. STOCKS SINCE 2007
UPDATED EVERY WEEKEND

S&P 500 Index - Commentary

The S&P 500 index remains in a confirmed Position uptrend and is now supported by a new Long-Term uptrend, which confirmed last week. The S&P 500 index rose more than 2% last week as it smashed above key \$2875 resistance. In addition to continuing its massive Position uptrend, the S&P 500 index confirmed a new Long-Term uptrend last week as April opened with a strong showing after a solid first quarter. While the index is still trading just below 2018 highs, it appears that this hurdle could be overcome in the coming days or weeks. Rising optimism over U.S.-China trade talks and increasingly lax central bank policies appear to be assuaging investor concerns about the broader global economic picture. For the first time since May 2016, all 3 major U.S. indices have formed golden crosses over the last 30 days, which occur when the 50 DMA crosses above the 200 DMA. ([Keep reading](#))



BULLISH: S&P 500 Breaks Out of Key Resistance Zone

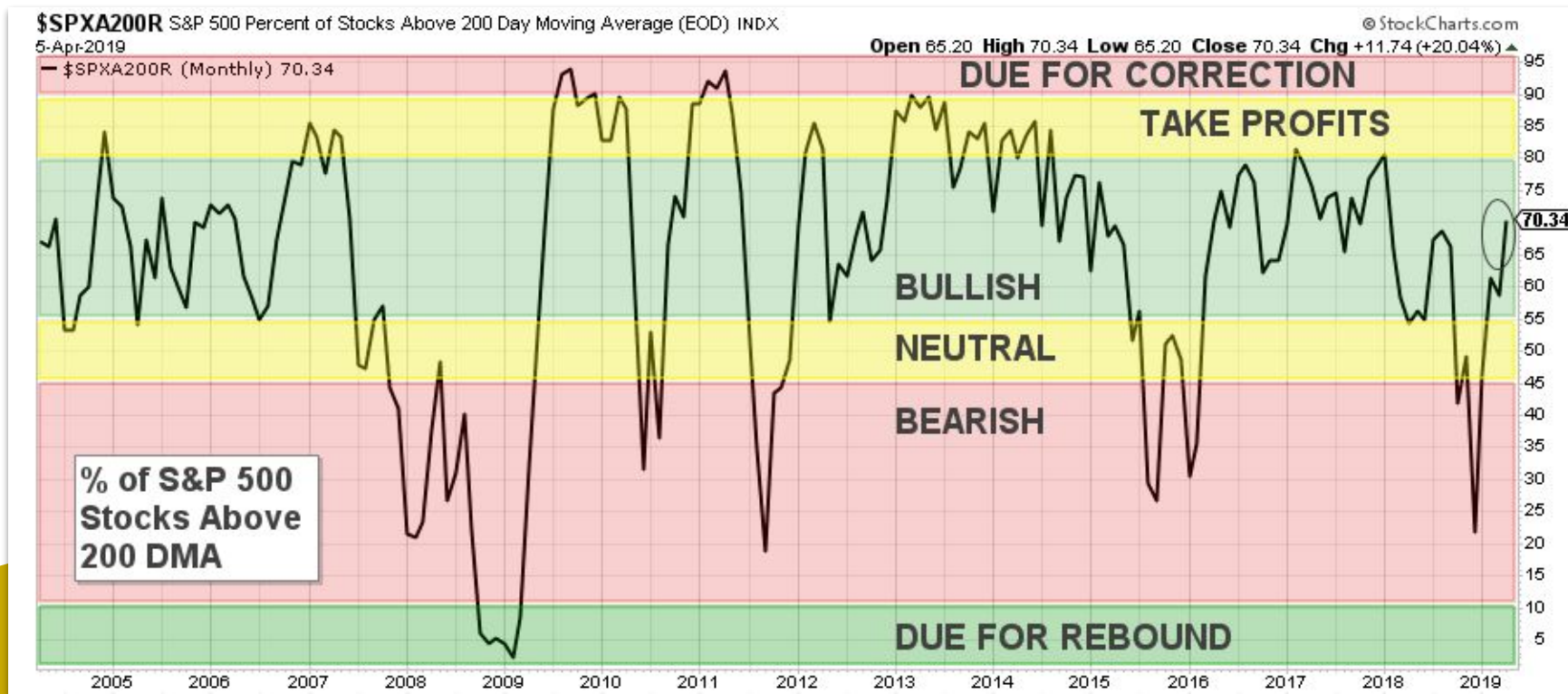




MARKET TRAKKER
TRACKING THE TREND IN U.S. STOCKS SINCE 2007
UPDATED EVERY WEEKEND

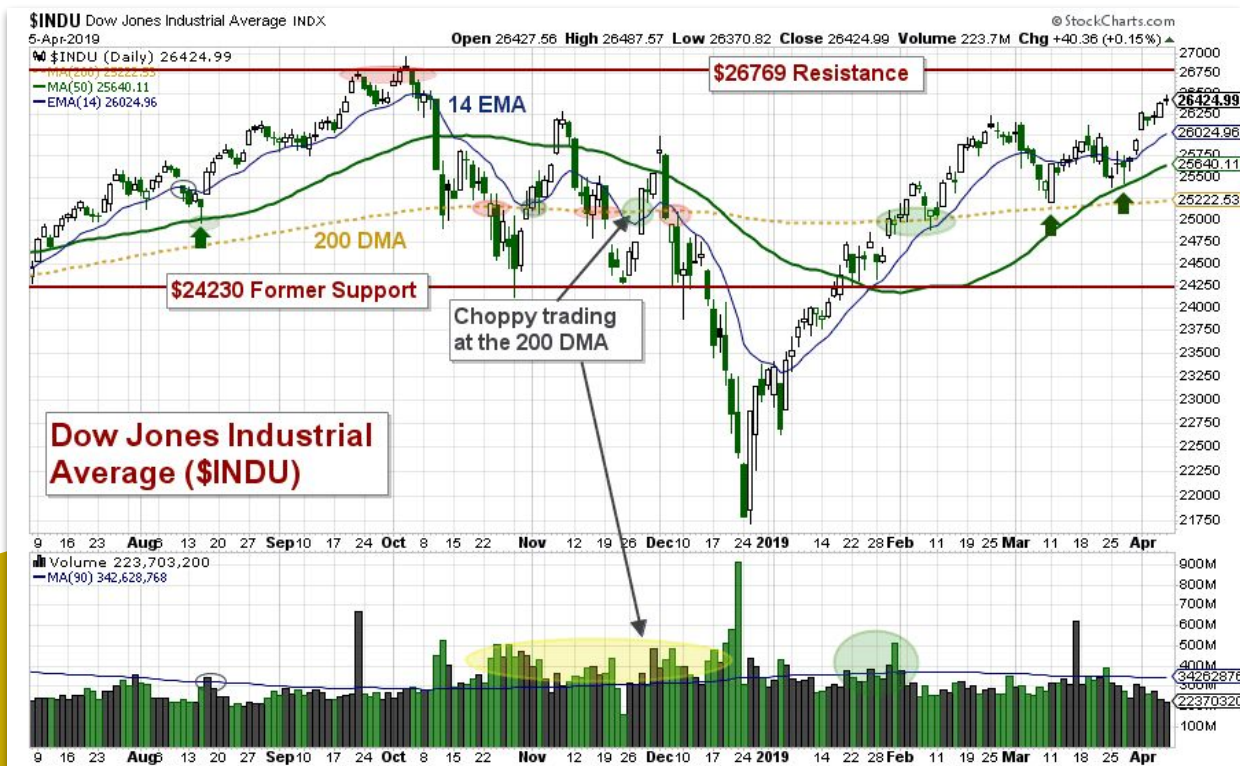
S&P 500

S&P 500 Market Breadth Remains In Bullish Zone





BULLISH: Dow Jones Rallies Strong Toward All-Time Highs





Nasdaq Breaks Out Above \$7850 Resistance





MARKET TRAKKER
TRACKING THE TREND IN U.S. STOCKS SINCE 2007
UPDATED EVERY WEEKEND

Physical Gold

Gold Struggles Amid Rising U.S. Dollar; Solid \$1280 Support





MARKET TRAKKER
TRACKING THE TREND IN U.S. STOCKS SINCE 2007
UPDATED EVERY WEEKEND

Physical Silver

Silver Holds Uptrend; Watch \$15.00 Support



Bitcoin Explodes Higher in April; Holding \$5,000 Level





SMARTSCORE

TOP RANKED STOCKS

SmartScore
Rankings
now online
and updated
weekly!

SmartScore TOP RANKED STOCKS

U.S. China Canada Mining MLPs REITs SmartScore 101

U.S. Stocks

Show 10 entries

Ticker	Name	Sector	SmartScore Ranking
BRKB	Berkshire Hathaway Inc.	Financial Services	1
GRMN	Garmin Ltd.	Technology	2
ROL	Rollins Inc.	Industrials	3
LIN	Linde PLC	Basic Materials	4
HRL	Hormel Foods Corp.	Consumer Defensive	5
PAG	Penske Automotive Group Inc.	Consumer Cyclical	6
TMUS	T-Mobile US Inc.	Communication Services	7
CCEP	Coca-Cola European Partners PLC	Consumer Defensive	8
BX	Blackstone Group LP	Financial Services	9
TCPC	BlackRock TCP Capital Corp.	Financial Services	10

SmartScore TOP RANKED STOCKS

U.S. China Canada Mining MLPs REITs SmartScore 101

Canada Stocks

Show 10 entries

Ticker	Name	SmartScore Ranking	Price	Price Target	YTD % Return
ENB	Enbridge Inc.	1	37.44	42.03	20%
BHC	Bausch Health Companies Inc.	2	25.49	28.97	38%
QSR	Restaurant Brands International Inc.	3	62.59	69.24	20%
BHC.TO	Bausch Health Companies Inc.	4	33.68	28.49	33%
ENB.TO	Enbridge Inc.	5	49.41	54.28	17%
ELF.TO	E-L Financial Corp Ltd.	6	799	None	8%
CNR.TO	Canadian National Railway Co.	7	109.02	118.35	8%
LULU	Lululemon Athletica Inc.	8	142.76	160.91	20%

SmartScore TOP RANKED STOCKS

U.S. China Canada Mining MLPs REITs SmartScore 101

China Stocks

Show 10 entries

Ticker	Name	SmartScore Ranking	Price	Price Target	YTD % Return
BIDU	Baidu Inc.	1	173.85	232.99	10%
NTES	NetEase Inc.	2	243.14	284.95	3%
YUMC	Yum China Holdings Inc.	3	41.11	42.09	23%
MOMO	Momo Inc.	4	30.15	39.97	27%
YY	YY Inc.	5	68.28	89.56	14%
CTRP	Chipcom International Ltd.	6	33.9	34.88	25%
WB	Wibo Corp.	7	62.36	71.37	7%
BZUN	Baozun Inc.	8	36.37	48.10	25%
EDU	New Oriental Education & Technology Group Inc.	9	78.63	82.69	43%
ATHM	Autohome Inc.	10	76.97	90.55	-3%

U.S. | China | Canada | Mining | MLPs | REITs | SmartScore 101

<https://followthemoney.com/smartscore>



Stocks/ETFs In Play

Company	Ticker	Entry Date	Entry Price	Stop Loss	Current Price	Performance % To-Date	Today's Low	Today's High
Essent Group Ltd	ESNT	4/2/19	\$45.07	\$42.44	\$45.80	1.62%	\$45.26	\$45.80
JinkoSolar Holding Co., Ltd.	JKS	4/1/19	\$18.47	\$19.39	\$19.87	7.58%	\$19.59	\$20.03
Waitr Holdings Inc	WTRH	4/1/19	\$12.51	\$11.28	\$11.99	-4.16%	\$11.85	\$12.56
Dine Brands Global Inc	DIN	3/29/19	\$90.86	\$90.86	\$93.65	3.07%	\$93.12	\$94.87
Aerojet Rocketdyne Holdings Inc	AJRD	3/29/19	\$35.40	\$33.28	\$34.18	-3.45%	\$33.54	\$34.30
Redfin Corp	RDFN	3/27/19	\$20.76	\$22.28	\$23.45	12.96%	\$22.80	\$23.47
VANECK VECTORS/OIL SVCS ETF	OIH	3/21/19	\$17.77	\$16.48	\$17.99	1.24%	\$17.63	\$18.06
Energy Select Sector SPDR	XLE	3/20/19	\$67.09	\$64.63	\$67.61	0.78%	\$66.62	\$67.68
Ares Commercial Real Estate Corp	ACRE	3/13/19	\$15.42	\$14.98	\$15.44	0.13%	\$15.35	\$15.49

[View Daily Trading Diary](#)

VIDEO: Is This The Greatest Economy Ever?

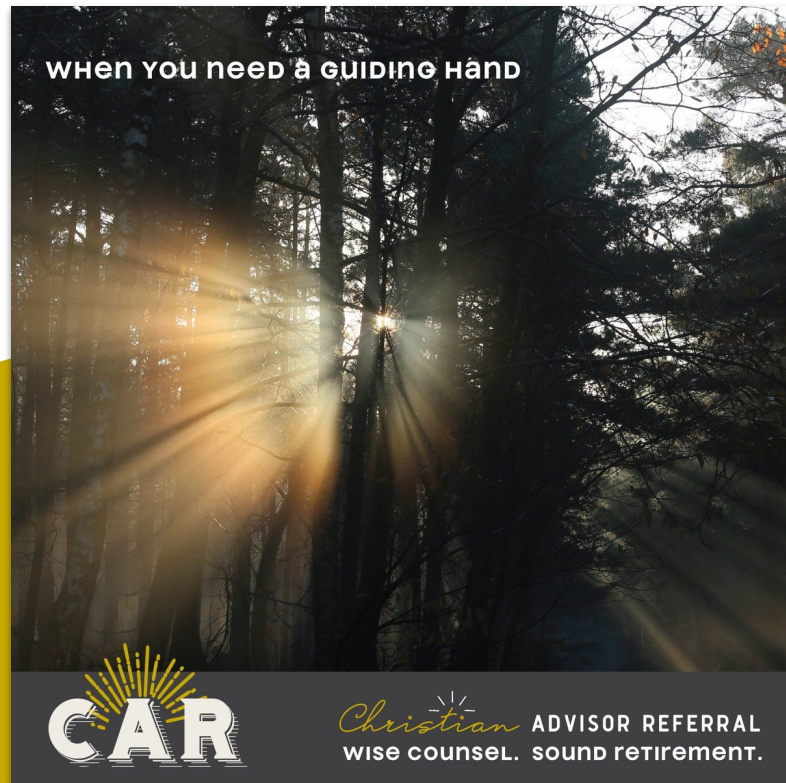
A decade after the 2008 crash, the Fed has been unable to raise rates beyond 2.5% without quaking the markets. Join trading coach Jerry Robinson for a reality check on the true condition of the US economy. And later, he shares an exciting cannabis stock with a growing global footprint, as well as his favorite CBD stock. [Watch Now](#)



Talk to Financial Advisor -- Free of Charge

Have you heard of our Christian Advisor Referral (C.A.R.) service? It is a network of Bible-believing financial advisors helping people just like you turn your hard-earned money into a solid retirement game plan using sound financial strategies. Simply complete our secure online questionnaire, and let us connect you with a highly-experienced advisor for a 100% free, no strings attached consultation.

[Learn More](#)





**A WEEKEND MARKET DIGEST CONTAINING
CHARTS, TRENDS, RANKINGS, AND MUSINGS**

Publisher:
Jerry Robinson

Assistant Editor:
Cris Lenard

Assistant Editor:
Jennifer Robinson

Follow **MONEY**

IMPORTANT DISCLAIMER (PLEASE READ):

Follow the Money's weekly market trend alerts and Smartscore rankings are provided solely for informational and educational purposes. All price data should be re-verified by the end user as market data feed discrepancies are always possible.

You should contact an investment professional before making any financial decisions.
Followthemoney.com and its various subsidiaries shall not be held liable for any investment decisions employed by our members. It's your money. Be wise.

AS ALWAYS, INVEST AND TRADE AT YOUR OWN RISK!