



SINCE

*The*  
**ROBINSON**  
REPORT

LITE

2010

2/18/19

# Follow **MONEY**

## IMPORTANT DISCLAIMER (PLEASE READ):

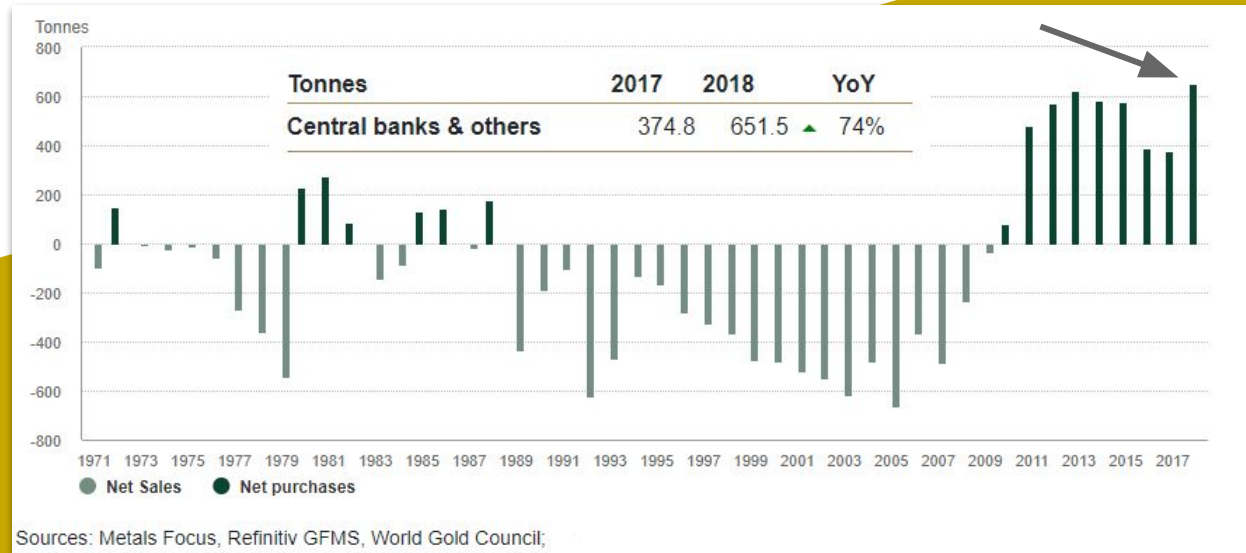
Follow the Money's weekly market trend alerts and Smartscore rankings are provided solely for informational and educational purposes. All price data should be re-verified by the end user as market data feed discrepancies are always possible.

You should contact an investment professional before making any financial decisions.  
Followthemoney.com and its various subsidiaries shall not be held liable for any investment decisions employed by our members. It's your money. Be wise.

AS ALWAYS, INVEST AND TRADE AT YOUR OWN RISK!

# Central Bank Gold Demand Soars 74% YOY

Central bank demand in 2018 was the highest since President Nixon closed the gold window with net purchases reaching 651 tons, representing a 74% increase over last year. (This is the second highest annual total on record!) ([World Gold Council](#))





# SMARTSCORE

## TOP RANKED STOCKS

SmartScore  
Rankings  
now online  
and updated  
weekly!

SmartScore TOP RANKED STOCKS

U.S. China Canada Mining MLPs REITs SmartScore 101

U.S. Stocks

Show 10 entries

Ticker	Name	Sector	SmartScore Ranking
BRKB	Berkshire Hathaway Inc.	Financial Services	1
GRMN	Garmin Ltd.	Technology	2
ROL	Rollins Inc.	Industrials	3
LIN	Linde PLC	Basic Materials	4
HRL	Hormel Foods Corp.	Consumer Defensive	5
PAG	Penske Automotive Group Inc.	Consumer Cyclical	6
TMUS	T-Mobile US Inc.	Communication Services	7
CCEP	Coca-Cola European Partners PLC	Consumer Defensive	8
BX	Blackstone Group LP	Financial Services	9
TCPC	BlackRock TCP Capital Corp.	Financial Services	10

SmartScore TOP RANKED STOCKS

U.S. China Canada Mining MLPs REITs SmartScore 101

Canada Stocks

Show 10 entries

Ticker	Name	SmartScore Ranking	Price	Price Target	YTD % Return
ENB	Enbridge Inc.	1	37.44	42.03	20%
BHC	Bausch Health Companies Inc.	2	25.49	28.97	38%
QSR	Restaurant Brands International Inc.	3	62.59	69.24	20%
BHC.TO	Bausch Health Companies Inc.	4	33.68	28.49	33%
ENB.TO	Enbridge Inc.	5	49.41	54.28	17%
ELF.TO	E-L Financial Corp Ltd.	6	799	None	8%
CNR.TO	Canadian National Railway Co.	7	109.02	118.35	8%
LULU	Lululemon Athletica Inc.	8	142.76	160.91	20%
					11%
					10%

SmartScore TOP RANKED STOCKS

U.S. China Canada Mining MLPs REITs SmartScore 101

China Stocks

Show 10 entries

Ticker	Name	SmartScore Ranking	Price	Price Target	YTD % Return
BIDU	Baidu Inc.	1	173.85	232.99	10%
NTES	NetEase Inc.	2	243.14	284.95	3%
YUMC	Yum China Holdings Inc.	3	41.11	42.09	23%
MOMO	Momo Inc.	4	30.15	39.97	27%
YY	YY Inc.	5	68.28	69.56	14%
CTRP	Chipcom International Ltd.	6	33.9	34.88	25%
WB	Wibo Corp.	7	62.36	71.37	7%
BZUN	Baozun Inc.	8	36.37	40.10	25%
EDU	New Oriental Education & Technology Group Inc.	9	78.63	82.69	43%
ATHM	Autohome Inc.	10	76.97	90.55	-3%

U.S. | China | Canada | Mining | MLPs | REITs | SmartScore 101

<https://followthemoney.com/smartscore>

# Red Flag: Auto Loan Delinquencies On Rise

A record 7 million Americans are 90 days or more behind on their auto loan payments, which is even higher than during the wake of the financial crisis. ([Washington Post](#))

**Americans who are 90 days+ past due on their auto loan**

(Number in millions)

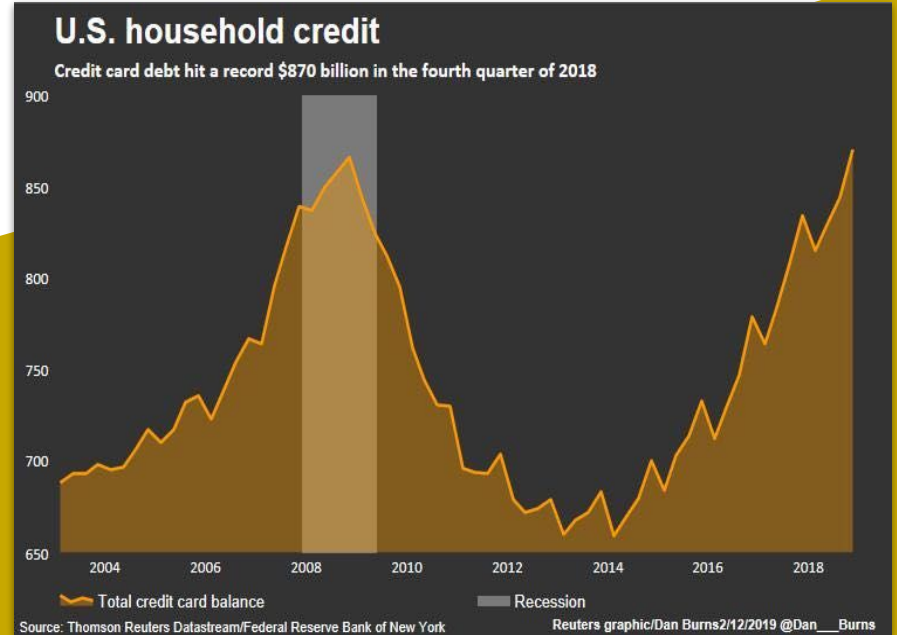


Source: NY Federal Reserve

HEATHER LONG/THE WASHINGTON POST

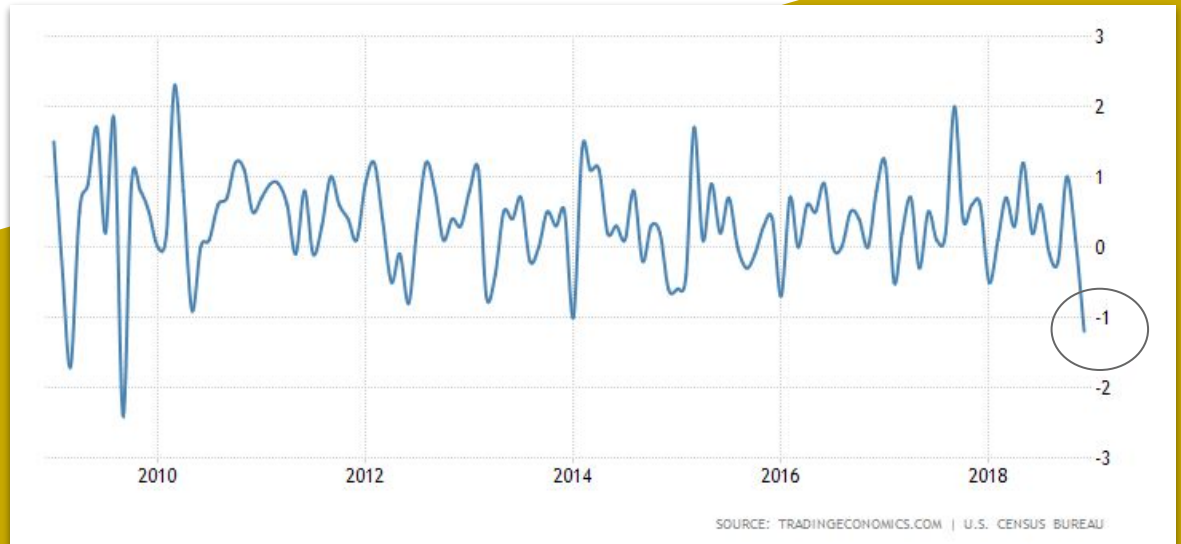
# Red Flag: U.S. Credit Card Debt Hits 2008 Peak

Total U.S. credit card debt climbed back to its 2008 pre-crisis peak of \$870 billion in Q4 2018, even as new credit card inquiries -- an indicator of consumer credit demand -- declined to the lowest level seen in the history of the data. ([Reuters](#), [MoneyMaven](#))



# Red Flag: U.S. Retail Sales Hit 2009 Lows

Total U.S. retail sales slipped in December to their lowest level in more than 9 years with 11 of the 13 major retail categories suddenly showing month-over-month decreases. ([Bloomberg](#))



# Follow <sup>The</sup> Money

---

• 20 — SUMMIT — 19 •

.....

**MAY 31 9-5**

---

ROGERS ARKANSAS

**Reserve Your Seat // [summit.followthemoney.com](https://summit.followthemoney.com)**





# MARKET TRAKKER

TRACKING THE TREND IN U.S. STOCKS SINCE 2007

UPDATED EVERY WEEKEND

## S&P 500 Index

### POSITION TREND

*Trend for Position Traders*



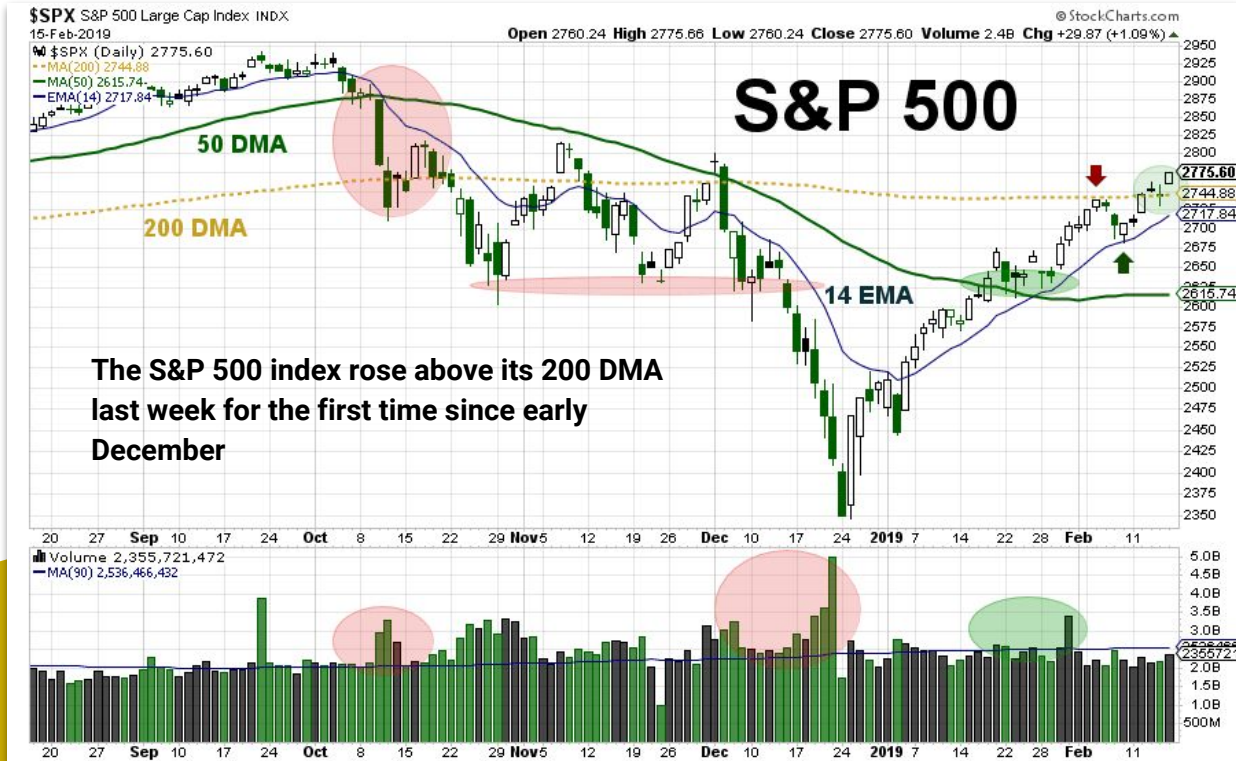
### LONG-TERM TREND

*Long-Term Trend for Long-Term Investors*



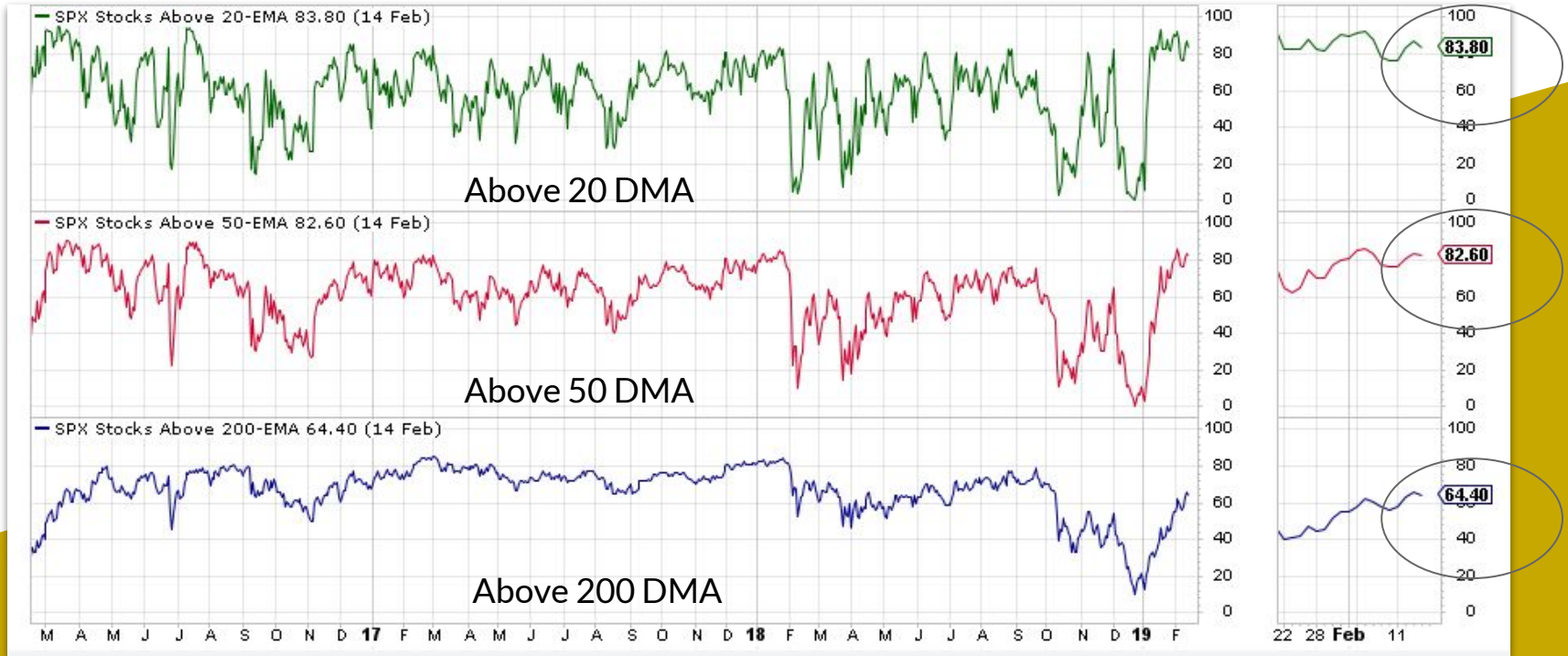


## S&P 500 Retakes 200 DMA On Moderate Volume





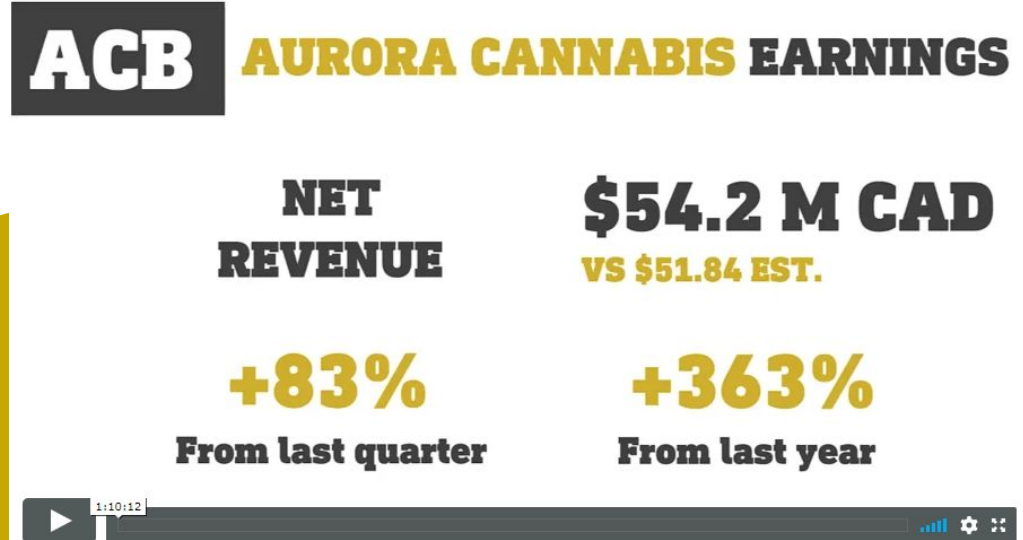
## S&P 500 Stocks Above 20,50,200 DMAs



# VIDEO: Cannabis Stocks Brace For Earnings

With America's view of cannabis thawing at the Federal level, and the advent of brand awareness and brand loyalty not far behind, trading coach Jerry Robinson explains why this week's cannabis stocks earnings reports may be a significant factor in market movement.

[Watch now!](#)





# 2019 Trend Trading Bootcamp

June 1

8:30am-4pm

Rogers, Arkansas

~~\$997~~ **\$297/per person**  
(Earlybird Discount)

<https://followthemoney.com/bootcamp>

Reserve Your Seat  
[summit.followthemoney.com](https://summit.followthemoney.com)



# Top Earnings Reports to Watch This Week

<div> <div> <div>E</div> <div>W</div> </div> <div>EARNINGS WHISPERS</div> </div> <div> <div>Most Anticipated Earnings Releases</div> <div>for the week beginning</div> <div>February 18, 2019</div> </div>									
Monday		Tuesday		Wednesday		Thursday		Friday	
Before Open	After Close	Before Open	After Close	Before Open	After Close	Before Open	After Close	Before Open	After Close
Transocean		Walmart	INVITAE	CVSHealth	CARRIAGE SERVICES		IQIY 爱奇艺	wayfair	
Continental		Advance Auto Parts	SANDSTORM	BAUSCH+Health	VIPUS	Wendy's COMPANY	Roku	Cabot Oil & Gas Corporation	
SUPERIOR ENERGY SERVICES		Medtronic	devon	WIX.com	TechnipFMC	Hormel Foods	Baidu 百度	NBC	
Apergy		GPC	HERBALIFE NUTRITION	HOLLYFRONTIER	ENERGY TRANSFER	NEWMONT	theTradeDesk	AutoNation	
AQUA America		US SILICA	Five9	GARMIN	网易 NETEASE www.163.com	gogo	Dropbox	MAGNA	
Service Corporation International		TOWER	DIAMONDBACK ENERGY	ANALOG DEVICES	ALBEMARLE	STORE capital	KraftHeinz	W.P. CAREY	
OTTERTAIL CORPORATION		COOPER	LABOY	INNOVATIONS FOR LIFE	solar edge	BUNGE	BioTelemetry	enerPLUS RESOURCES LTD	
Masonite		Himax	CONCHO	GRANITE	IMPINJ	DELPHI	UNIVERSAL DISPLAY CORPORATION	Barnes GROUP INC	
		The Tile Shop	America's CAR-MART Drive Easy	INTELSAT	Carbon Black	NORWEGIAN CRUISE LINE	exact sciences	R1	
		ctg	cadence	HENRY SCHEIN	SAMUEL ADAMS	SPROUTS	First Solar	CINEMARK	

<http://eps.sh/cal>

© 2019 Earnings Whispers

# NEW PODCAST: Mining for Profits

On this week's broadcast, Jerry Robinson is joined by gold mining analyst Jay Taylor to discuss investing in gold mining stocks. Later, Jerry shares his four favorite ETFs for trading gold mining stocks.

[Listen now!](#)





## U.S. Dollar Uptrend Holds 200 DMA

**\$USD** US Dollar Index - Cash Settle (EOD) ICE

14 Feb 2019

**\$USD (Daily)** 96.81 (14 Feb)

MA(200) 95.15

MA(50) 96.09

EMA(14) 96.24

**U.S. Dollar  
ETF (UUP)**

Open 97.00 High 97.12 Low 96.77 Close 96.81 Chg -0.13 (-0.14%)

© StockCharts.com





When You need a GUIDING HAND



*Christian* ADVISOR REFERRAL  
wise counsel. sound retirement.

## How Can C.A.R. Help You?

Our nationwide team of experienced Bible-believing financial advisors help people just like you turn your hard-earned money into a solid retirement gameplan using sound financial strategies.

We gather a few details from you through our secure online questionnaire, then we hand-select one of our highly-experienced advisors to contact you for a 100% free, no strings attached consultation.

Request a free consultation  
[followthemoney.com/advice](https://followthemoney.com/advice)



**A WEEKEND MARKET DIGEST CONTAINING  
CHARTS, TRENDS, RANKINGS, AND MUSINGS**

**Publisher:**  
**Jerry Robinson**

**Assistant Editor:**  
**Cris Lenard**

**Assistant Editor:**  
**Jennifer Robinson**

# Follow **MONEY**

## IMPORTANT DISCLAIMER (PLEASE READ):

Follow the Money's weekly market trend alerts and Smartscore rankings are provided solely for informational and educational purposes. All price data should be re-verified by the end user as market data feed discrepancies are always possible.

You should contact an investment professional before making any financial decisions.  
Followthemoney.com and its various subsidiaries shall not be held liable for any investment decisions employed by our members. It's your money. Be wise.

AS ALWAYS, INVEST AND TRADE AT YOUR OWN RISK!